



**2015**

**2016-036**

**2016 04**

( )

1

,

2015

2

3

4

“ + “ +

5

6

2015 6 10

5,000

5%

231,021,360

10

0.5

0

10

0

.....	2
.....	6
.....	9
.....	12
.....	46
.....	67
.....	74
.....	75
.....	81
.....	88
.....	215

		17A
Exadigm		Exadigm,Inc
		2015 1 1 2015 12 31

			300130
			Shenzhen Xinguodu Technology CO.,LTD
			XGD
			17A

# 7VB\$f@••n0p

	5022	B	9

	2015	2014		2013
	977,566,389.51	678,200,326.93	44.14%	499,177,767.74
	85,495,853.97	79,581,385.94	7.43%	54,940,058.49
	76,015,210.50	68,708,194.95	10.63%	44,885,149.02
	264,400,847.37	-3,867,312.57	6,936.81%	35,329,141.02
/	0.370	0.350	5.71%	0.24
/	0.370	0.350	5.71%	0.24
	7.15%	7.44%	-0.29%	5.45%
	2015	2014		2013
	1,822,478,469.09	1,381,259,985.93	31.94%	1,252,877,050.22
	1,262,354,409.92	1,130,378,477.77	11.68%	1,033,002,391.82

	114,355,912.53	228,961,462.26	414,716,266.95

1

2

	2015	2014	2013	
	21,431.76	479,361.17	9,613,916.23	
	7,293,367.20	10,833,200.00	550,500.00	
	3,034,202.75			
	-244,476.12	-389,370.18	-109,670.13	
	544,614.51	50,000.00	-163.37	
	79,267.61			
	9,480,643.47	10,873,190.99	10,054,909.47	--

1 —

1 —

1 —





8,727.55

12.86%

8,549.59

7.43%

**1**

	208.69%
	61.42%,
	125.86%
	28.65%
	100%
	38.99%,
	96.46%
	55.55%
	789.79%,
	92.31%
	100%
	ExaDigm, Inc
	37.35%
	47.64%

**2**

1

+

---

020

IT

POS

2

3

4

5

A

6

108

49

179

13.45%

53 10

2015

POS

POS

2015

97,756.64

44.14%

8,727.55

12.86%

8,549.59

7.43%

1

IPD

G K M-POS

POS

13.45%

2

POS

POS

&amp;

Cartes Identification

5.7%



2015 6 5,000

5%

6

“ ”

7

**1**

2015 97,756.64 44.14% 8,727.55

12.86%

8,549.59

7.43%

**2****1**

	2015		2014		
	977,566,389.51	100%	678,200,326.93	100%	44.14%
	905,132,855.08	92.59%	678,200,326.93	100.00%	33.46%
	72,433,534.43	7.41%		0.00%	100.00%
	891,797,860.33	91.20%	672,106,507.62	99.10%	32.69%
	72,176,626.92	7.40%		0.00%	100.00%
POS	6,264,773.82	0.60%	4,442,053.58	0.65%	41.03%

	1,575,096.95	0.20%	109,811.32	0.02%	1,334.37%
	3,548,813.68	0.40%		0.00%	100.00%
	921,864,278.18	94.30%	641,491,615.09	94.59%	43.71%
	55,702,111.33	5.70%	36,708,711.84	5.41%	51.74%

**2****10%**

	905,132,855.08	564,333,917.18	37.65%	33.46%	45.09%	-5.00%

			1,724,249	1,074,518	60.47%
			1,833,928	1,198,436	53.03%
			236,477	126,798	86.50%
			161,502		100.00%
			177,669		100.00%
			30,750		100.00%

30%

1.

2. 100%

4

5

		2015		2014		
		521,952,440.00	92.49%	352,608,881.85	90.65%	1.84%
		14,729,115.24	2.61%	13,676,698.81	3.52%	-0.91%
		27,652,361.94	4.90%	22,672,143.40	5.83%	-0.93%
		564,333,917.18	100.00%	388,957,724.06	100.00%	
		40,602,371.64	91.59%			
		824,548.65	1.86%			
		2,903,652.52	6.55%			
		44,330,572.81	100.00%			
		608,664,489.99	100.00%	388,957,724.06	100.00%	

100%



**6**

1.	2015	4	14			“	”					
	25,200			100%		2015	6	24				
2						“	”	2015	3	10	20,000	1,000
				100%								
3						“	”	2015	4	23	6,000	6,000
				100%								
4	2015	8	31	Xinguodu Inc.	Exadigm, Inc.	Exadigm, Inc.						
	470			ExaDigm,Inc.	2015	10	8					
				ExaDigm,Inc.	100%							

**7****8**

5

1		65,212,522.52	11.52%
2		47,538,996.24	8.40%
3		31,900,968.64	5.63%
4		31,396,626.79	5.54%
5		30,437,488.31	5.38%
	--	206,486,602.50	36.47%

3

	2015	2014		
	108,175,920.53	98,295,524.31	10.05%	
	211,711,652.53	156,945,062.59	34.90%	,
	4,917,917.28	-12,717,729.87	138.67%	

4

131,493,087.64      13.45%

	2015	2014	2013
	523	318	242
	31.26%	23.87%	23.54%
	131,493,087.64	104,188,634.52	76,757,353.10
	13.45%	15.36%	15.38%
	0.00	0.00	0.00
	0.00%	0.00%	0.00%
	0.00%	0.00%	0.00%

5

	2015	2014	
	1,202,809,228.15	699,860,476.48	71.86%
	938,408,380.78	703,727,789.05	33.35%
	264,400,847.37	-3,867,312.57	6,936.81%
	394,662,824.66	7,200,000.00	5,381.43%
	799,381,250.40	178,216,532.90	348.54%
	-404,718,425.74	-171,016,532.90	-136.65%
	73,332,545.33	12,302,628.02	496.07%
	40,981,111.05	11,430,000.00	258.54%
	32,351,434.28	872,628.02	3,607.36%
	-107,920,145.58	-174,011,217.45	37.98%

1. 71.86%

2. 33.35%

3. 6,936.81%

4. 5,381.43%

5. 348.54%

6.

, "E" D48.54%+f, "C]W%&gt;E d348.54%E+0MSKOD2E0msa@. 0E]W D48.54%E+fc]W&amp;Añ

4.

10.

37.98%

--	--	--	--	--	--	--

2

1.	0.00	121,378.09					121,378.09
	0.00	121,378.09					121,378.09
	0.00	121,378.09					121,378.09
	0.00						0.00

1

592,039,110.00	0.00	592,039,110.00%

2

			50,000,000.00	30.00%					0.00	-2,750,457.83		2015 04 10	2015-04 6

			252,000,000.00	100.00 %					18,000,000.00	6,476,308.86		2015-04-10	2015-04-07:
ExaDig m,Inc.	POS		30,039,110.00	100.00 %					0.00	-1,249,121.39		2015-07-09	2015-08-03
			60,000,	100.00					0.00	-379,54		2015	

			000.00	%					2.00		01 27	2015-01 3
												2015-05 3
	POS		200,000 ,000.00	100.00 %				0.00	-1,836,0 72.83		2014 12 18	2014-11 4
												2015-02 0

	--	--	592,039,110.00	--	--	--	--	--	18,000,000.00	261,114.81	--	--	--

18,000,000

2015

20,570,003.70 ,

6,476,308.86

3

4

		121,378.09				121,378.09	121,378.09	
	0.00	121,378.09	0.00	0.00	0.00	121,378.09	121,378.09	--

5

1

--	--	--	--	--	--	--	--	--



2010		64,633.49	9,697.9	61,409.16	0	0	0.00%	8,977.8		0
	--	64,633.49	9,697.9	61,409.16	0	0	0.00%	8,977.8	--	0
2010		64,633.49				41,016.49			2015 12 31	
		61,409.16								3,041.83
	2015 1 26									
			“		”					
		3,123.16						“		
”				15,435.82				37,010.86		

2

	( )	(1)	(2)	(3) (2)/(1)						
1.		2,690	2,690	1,967.88	73.16%	2012 12 10				
2.		5,621	5,621	3,041.83	54.12%		204.99	865.50		
3.		15,306	15,306	386.57	15,435.82 100.85%	2016 06 30				
4.				3,123.16	3,952.77					

	--	16,400	16,400
			

									“ ”
									3,123.16
	1	2011				2011	3	21	
									,
	4	1		1					2011
	8	27		2012					2012
				”				1	“
	2			2011	8	5			“
				”				( )	1.35
	3			2011	10	25			
								4,500	2011
									10
								4,500	
	4			2012	8	27		2012	
								3,700	2012
	8							3,700	
	5			2012	12	10			
				20%					2,000
				20%	2013	1	5		2,000
	6			2014	1	25			
								8,200	
				“				”	13,000
								”	“
								12,184.61	815.39
								2015	12
									31
				186,108,636.44					
	7	2015	1	27					2015-007
									7442410182600061107
				2012	4	26		2011	
									“
				”					
								“	”
									15,306
				2,500				12,806	
	1			2012	4	26		2011	

	<p>”</p> <p>2011 1,475.71</p> <p>1,475.71</p> <p>2012 5 2 2012 5 3</p> <p>2 2012 8 9</p> <p>2012-28</p>
	<p>2010 12 31 1,293</p> <p>[2010]2404</p> <p>2011 3 3 1,293 ,</p> <p>2011 4 21</p>
	<p>1 “ ” 829.6</p> <p>2 ” ” 5,621 2013 12</p> <p>31 2010 6 2010 2</p> <p>“2 ”</p> <p>“ ”</p> <p>2</p> <p>2015 1 26</p> <p>1 26 2015</p> <p>“ ”</p> <p>3,123.16</p>

		(1)		(2)	(3)=(2)/(1)				
		15,306	386.57	15,435.82	100.85%	2016	06		
						30			
-									
	--	15,306	386.57	15,435.82	--	--	0	--	--
( )	1			2012 3 31					
				2012 4 26		2011			
					“	”			
					“	”			
				“	”	15,306			2,500
				12,806					
				1,475.71					
	2								
	2								
							2012 8 27	2012	
						“	”		
					1				
( )									

1

2

10%

			110,000,000.00	345,107,749.41	322,545,296.88	128,497,087.41	26,158,560.90	46,568,260.25
			13,000,000.00	21,495,655.52	20,950,083.61	0.00	-3,551,757.89	-3,626,213.39
			3,000,000.00	0.00	0.00	236.43	165.05	6,943.92
			408,060,000.00	424,413,059.70	419,481,903.92	23,439,871.13	20,760,933.31	24,793,671.00
			31,332,600.00	146,358,738.60	126,908,825.49	72,433,534.43	6,115,846.04	6,805,533.18
		POS	200,000,000.00	8,818,246.24	8,163,927.17	0.00	-1,836,072.83	-1,836,072.83



		POS ExaDigm	POS
--	--	----------------	-----

1 “ ”

2011 5 19 “ ” “ ” 2007

11 27 11,000

2 “ ”

2009 4 24 1,300

3 “ ”

2009 6 8 300

“ ”

2015 12 31

4 “ ”

2011 8 Ⅹ



7				“	”	
	2015	3	10	20,000	1,000	100%
8				“	“	
	2015	4	23	6,000	6,000	100%
9	ExaDigm, Inc.					
2015	8	31	Xinguodu Inc.	Exadigm, Inc.	Exadigm, Inc.	470
			ExaDigm, Inc.	2015	10	8
			ExaDigm, Inc.	100%		
10				“	”	
2015	4	9				5,000.00
				30%		

1

1

		2015							
2	2015								
	2016								
	2015								
	2016	4	5		2015				
1					2015	54.42			
		10.25%			50.10		11.81%		
		4.32		5.05%	2015	3.99		9.62%	
	0.29		14.71%					1.34	1.01
						3			

2		2015		1 670.00	POS	2 282.10	
	466.60	688.60	2015	POS	238	23.23%	
3			2015		852.29	43.07%	
17.91	669.82		48.88%	42.61	23 350.41	18 351.23	
	91.92	70.97		4.57%	0.47%	184.21	73.15
	7.48%	1.69%	285.86	470.70	157.11%	79.34%	290.30
	55.00		46.96%	29.78%			
2015		10 106		17.69%	1 894	11.74%	
	172.39	42.91		108.20%	49.83%	59.38%	
78.02%		47.96%	0.26				
					POS		
4							
	POS	ATM					
		ATM	POS	2015		7 1 052.34	
	2 506.23		363.71	2 018.20		27.29%	46.67%
2.98	14.99		27.35%	148.18%	138.37	108.22	
	205.86%	379.06%	2015		821.45	49.48	
119.51%	100.16%						
			2015	161		2015	
	29.66	27.76		80.92%	56.03%	819.21	
766.75							
			2015		206.68	49.28	
	75.01%	46.62%	44.02%	1.12%	5 662.35	1 350.01	
			100%				

POS

5		2015		5.73	3.60
	156.39%		27.39%		
			1.22%	0.08%	
				156.96	98.50
6		2015		8.67	4 808.98
0.14					
	77.56				
3					
1					
				"	+
					"
2				"	"

2015

Choice

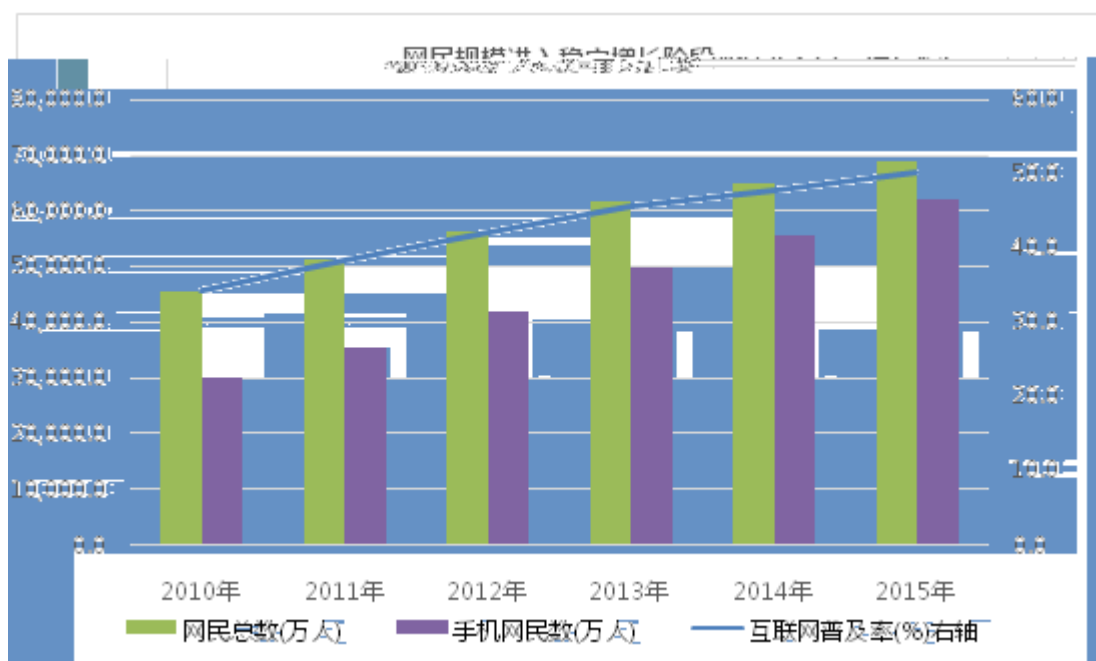
2010 2015

10.3% 6.2 17.9% 2015 50.3%

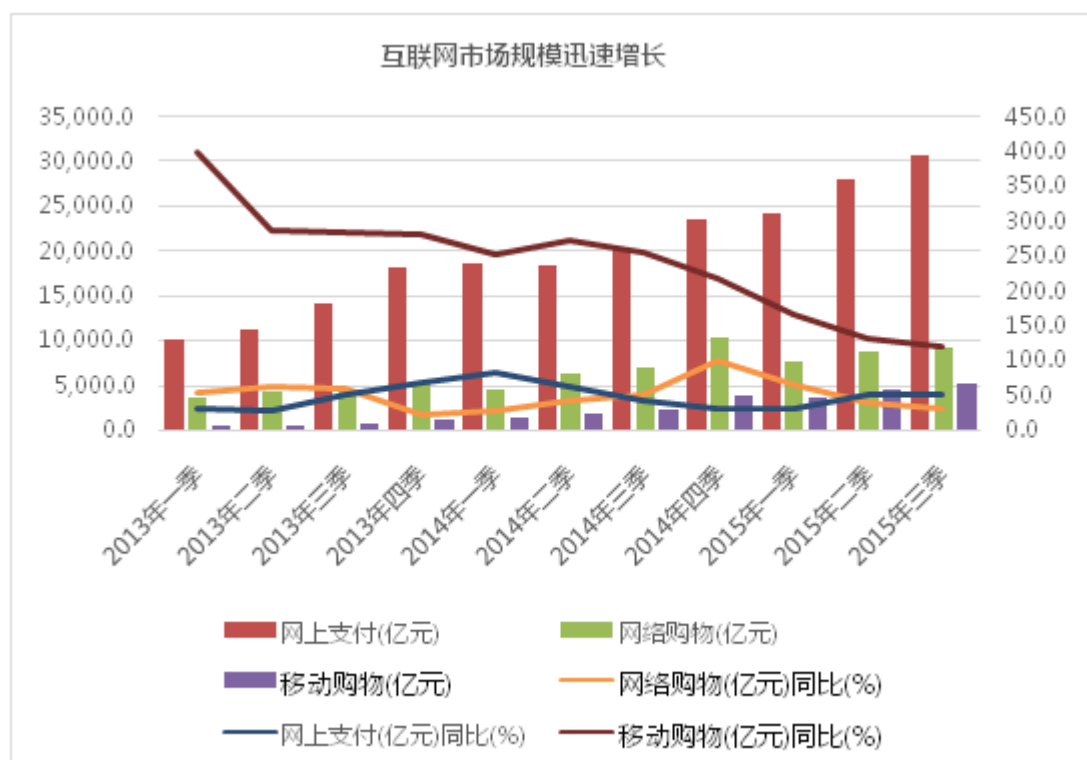
2015 8.32 8.32

1.32 45.21% 43.39% 136.16% 2015

2014



Choice



Choice

“ ”

3

2016 9

4

5

SNS

6

020

7

4

“ ” “ ”

2014

2015

ExaDigm

2

1

1

+

---

020

IT

POS

2

3

4





IT

/

1 “ + ”

“ + ”

2

3 IT

IT

4

2016

(1)

POS

2015

NFC

POS

POS

POS

POS

2016

(2)

NFC

POS

2016

(3)

(4)

2016

(5)

2016

POS

2015

2

3

4

“ + ”

“ + ”

5

6

2015 6 10

5,000

5%

**1**

2015 01 23			20 mpos 2015 <2015 1 23 >
2015 04 21			2015 4 21 61 2014 2015 <2015 4 21 >

2015

2012 37

3

2013 43

2015 2017

2014

1

2

2015-2017

30%

3

2015-2017

4

2015-2017

2015 4 30

2014

2014

114,300,000

10

0.5

2014 12 31

114,300,000

10

10

114,300,000

228,600,000

2015 6 15

2016 4 18

2015

231,021,360

10

0.5

2015



10		0
10		0.5
10		0
		231,021,360
		11,551,068.00
		165,396,961.33
		100.00%
231,021,360	10	0.5

3

1. 2014 5 5                      2013                                      2013                                      114,300,000  
    10                                      1.00                                      11,430                      2013

2. 2015 4 30                      2014                                      2014                                      114,300,000  
    10                                      0.5                                      2014 12 31                      114,300,000  
    10                      10                                      114,300,000                                      228,600,000

3. 2016 4 18    2015    231,021,360  
    10                                      0.5    2015

--	--	--	--	--	--

2015	11,551,068.00	85,495,853.97	13.51%	0.00	0.00%
2014	5,715,000.00	79,581,385.94	7.18%	0.00	0.00%
2013	11,430,000.00	54,940,058.49	20.80%	0.00	0.00%

1

			2014 12 15			
				2015 01 05	2015 1 5 2015 4 6	
			2014 1 3	2014 01 07		



			8,200			
			12			
			5%			
	;	;	1	2010 09 30	2010 9 30 9999 12 31	

			2			
			3			
	；	；	“ ( )	2010 09 30	2010 9 30 9999 12 31	
；	；	5% “	2010 09 30	2010 9 30 9999 12 31		

			”			
	;	;	“	2010 09 30	2010 9 30 9999 12 31	
			”			
	;	;		2015 07 10	2015 7 10 9999	

	; ; ; ; ; ; ; ; ;				12 31	
				2015 09 02	2015 9 2 2016 7 10	
	; ; ; ; ; ; ; ; ; ; ; ;		2015 7 10	2015 07 10	2015 7 10 2016 7 10	


2

	2015 01 01	2015 12 31	1,800	2,057		2015 05 14	100%  2015-060

2015 5 14

2015 1,800 2016 2,340 2017 3,042

“ ”

“ ”

1	2015 4 14				25,200
	100%	2015 6 24			
2		2015 3 10	20,000	1,000	
	100%				
3		2015 4 23	6,000	6,000	
	100%				
4	2015 8 31	Xinguodu Inc.	Exadigm, Inc.	Exadigm, Inc.	
470	ExaDigm, Inc.	2015 10 8			
	ExaDigm, Inc.	100%			

	65

	2014	2015
1 2014		
2014 2 20		<
2014	>	
2014 2 21	www.cninfo.com.cn	2014
2014 4 9		<
2014	>	
2014 4 10	www.cninfo.com.cn	2014
2014 4 29	2014	<
	>	2014
	<	
<		

2014 5 9

2014 5 12

www.cninfo.com.cn

159

152

646.34

622.84

20

2014 7 3

www.cninfo.com.cn

152

151

151

621.64

JLC1

036143

2015 1 26

1-3

1

26

www.cninfo.com.



2015 6 19

www.cninfo.com.cn

2015 6 19

6,053,400

12,106,800

12,106,800

400,000

15.22

7.585

2015 7 8

www.cninfo.com.cn

2015 7 6 2016 5 9

145

2,421,360

7.585

2015 12 29

2015 12 30

www.cninfo.com.cn

9,618,240

2016 4 18

2014

2014

2016 4 20

www.cninfo.com.cn

2014

2014

2016 5 9 2017 5 9

141

4,809,120

7.585

2014

	2014/2/21	2014-016
	2014/2/21	2014-017
2014	2014/2/21	
2014	2014/2/21	
	2014/2/21	
2014	2014/2/21	
	2014/2/21	
	2014/2/21	
	2014/2/21	

	2014/2/21	
	2014/2/21	
	2014/4/8	2014-035
	2014/4/10	2014-037
	2014/4/10	2014-038
2014	2014/4/10	
2014	2014/4/10	
	2014/4/10	
2014	2014/4/10	
	2014/4/10	
	2014/4/10	
	2014/4/10	
	2014/5/12	2014-069
	2014/5/12	2014-072
	2014/5/12	
	2014/5/12	2014-071
	2014/5/12	
	2014/5/12	2014-070
	2014/5/12	
	2014/7/3	2014-085
	2015/1/27	
	2015/1/27	2015-010
	2015/1/27	2015-011
	2015/1/27	
	2015/1/27	
	2015/1/27	2015-009
	2015/1/27	
	2015/2/2	2015-016
	2015/3/27	2015-033
	2015/3/27	2015-034
	2015/3/31	2015-026
	2015/4/2	2015-037
	2015/5/14	2015-056
	2015/5/14	2015-057
	2015/5/14	2015-059
2014	2015/5/14	

	2015/6/19	
	2015/6/19	2015-071
	2015/7/8	2015-077
	2015/12/30	2015-143
	2015/12/30	2015-147
	2015/12/30	2015-146
	2015/12/30	
	2016/4/20	2016-033
2014	2016/4/20	2016-034
2014	2016/4/20	

2 2015

2015 12 2

<

2015

>

<

2015

>

<

2015

>

2015

2015 12 17

2015

<

2015

>

<

2015

>

<

2015

>

2015

2016 1 5

2016 1 22

www.cninfo.com.cn

2015

2015

--	--	--

---

	2015/12/1	2015-135
	2015/12/1	2015-141
2015	2015/12/1	2015-134
	2015/12/1	2015-140

**4****5**

2015 12 29

4 4

2016 1 15 2016

2015-144	2015 12 30	
2016-030	2016 04 13	

**1****1****2**



	0
)	2015 03 31
)	2015 04 30

2

4

1

2014 12 15

2015 3 20

2015-020

2015 1 26

2015 4 24

2015-053

2015 9 16

2015-115

2

2015 4 9

1,200      1,200

2015



2,866.74

3,133.26      6,000

2015-132

ExaDigm, Inc.

2015 7 9

ExaDigm, Inc.

2015 8 31

ExaDigm, Inc.

470

ExaDigm, Inc.

ExaDigm 100%

ExaDigm, Inc.

2015-104

2015 10 8

ExaDigm, Inc.

4

2015 6 10

5,000

5%

2015-068

2014 12 15

2015 3 20

2015-020

2015 1 26

2015 4 24

2015-053      2015 9 16

2015-115

2015 12 29

4      4

2015      (      )

2015 12 30

2015-145

2015 4 10

2015-047

100% 2015 5 13

100%

2015 5 29

2015

2015 6 24

2015-075

2015 11 20

2,866.74

3,133.26

6,000

2015-132



---

, 571.50 2014 12 31 114,300,000 10

10 114,300,000 228,600,000 ” 2015 4 30

2014

2015 6 15 2014 2015 6 9

2014 2015-066

2015 6 8 500 6

2015 5 13

2014

2015 7 8

2015-077 2014 2015 8 25 2014

2,421,360

2015 6 26 2015-076

2015 6 26

8 -16

2015 7 10

2015-084 2015 7 10

2,960

632,560

2014 2015 3 27

2015 4 30 2014

2014 4 4

2014 106 2014 2014 2015 5 13

2015 7 8

2015 6 26

2014 0.70 / 0.35 / 2014  
9.89 / 4.96 /

2

	28,552,500	0	28,927,500	57,480,000		2016 1 1
	9,517,500	0	9,536,820	19,054,320		2016 1 1
	810,000	0	819,675	1,629,675		2016 1 1
	506,250	0	513,750	1,020,000		2016 1 1
	405,000	0	457,500	862,500		2016 1 1
	405,000	0	451,725	856,725		2016 1 1
	405,000	0	457,500	862,500		2016 1 1
	0	0	47,250	47,250		2016 1 1
	0	0	42,075	42,075		2016 1 1
	0	0	1,500	1,500		2016 1 1
	0	0	750	750		2016 1 1
	40,601,250	0	41,256,045	81,857,295	--	--

1

---

**2**

1.		2014		114,300,000		10
0.50	,	571.50	2014 12 31	114,300,000		
10	10	114,300,000		114,300,000		228,600,000
2.		2014		2,421,360		

**3****1**

		2.04%	4,720,000		4,720,000	0		
		1.92%	4,433,375		4,433,375	0		
		0.94%	2,172,900		1,629,675	543,225		
		0.84%	1,931,839		1,931,839	0		
10								
					19,160,000			19,160,000
					11,400,000			11,400,000
					9,260,000			9,260,000
					7,293,370			7,293,370
					6,351,440			6,351,440
					5,626,200			5,626,200
					4,720,000			4,720,000
					4,433,375			4,433,375
					1,931,839			1,931,839
	100				1,756,325			1,756,325
10								
10			10					
5								

10

10

10

10

2


3

10		





**4**            **10%**

**5**



					2008	2017					
					49 04 23	05 05	38,070,00	500,000	0	38,070,00	76,640,00
							0			0	0
					2008	2017					
					45 04 23	05 05	12,690,00	25,760			
							0				

					04 23	05 05						
					2011 40 04 21	2017 05 05	0	2,000	0	0	2,000	
					2008 47 04 23	2017 05 05	540,000	62,300	0	540,000	1,142,300	
					2014 34 10 22	2017 05 05	0	56,100	0	0	56,100	
					2014 46 05 05	2015 02 11	0	0	0	0	0	
	--	--	--	--	--	--	54,135,000	872,560	0	54,135,500	109,143,060	

					2015 02 11							

1

49

2001

45

MBA

53

47

43

2007

62

44

42

2007

2011

2

58

40

, 40

3

49

47

34

2007

			2007 08 08	2017 05 05	
			2014 05 05	2017 05 05	
			2000 08 01	2017 05 05	

---

			2007 11 01	2017 05 05	
--	--	--	------------	------------	--



				/	/				/	
		60,000	60,000	7.585	37.27	0	15,000	0	0	0
		60,000	60,000	7.585	37.27	0	15,000	0	0	0
		60,000	60,000	7.585	37.27	0	15,000	0	0	0
			48,000	7.585	37.27					

	708
	236
	729
	1,673

**2**

2014 4 1

A0 2015 2 25

“

”

2016 3 8

A1

**3**

2016

121

2015

257

233

/

24

3,219

91.4%

**4**



1

2

3

8

3

## 1

2015		60.29%	2015 01 05	2015 01 05	2015 2015-001
2015		60.31%	2015 02 11	2015 02 11	2015 2015-017
2014		60.54%	2015 04 30	2015 04 23	2014 2015-054
2015		56.45%	2015 05 29	2015 05 29	2015

					2015-065
2015		58.29%	2015 09 15	2015 09 15	2015 2015-114
2015		58.28%	2015 11 02	2015 11 02	2015 2015-129
2015		58.47%	2015 12 17	2015 12 17	2015 2015-142

2

1

	15	15	0	0	0	
	15	15	0	0	0	
	14	13	1	0	0	
						2

2

3

12

2015-2017

2015

2014

1

2015 3 16

2014

2014

2014

2014

2014

2015

2015

2015 4 2

2015

2015 7 30

2015

2015

2015 10 8

2015

2015

2

2015 3 16

2014

2015 4 30

2015 6 15

2015 11 9

<

2015

>

2015

2015

3

4

1

M5		KPI	2015 KPI	60%
		360	360	15%
				360 15%
				10%

360

2015 12 18

/360            2015 12 18 2016 1 5  
 KPI            2016 1 14  
                  2016 1 18    1 19  
                  2016 1 19    1 21  
                  2016 1 21    1 22

2

1

2

	2016 04 20	
	2015	
		100.00%
		100.00%
	1            1            2	1            (1
		2
		3
		2
	1	3
	2	4
	3	2            1
		2
		3
	3	3

	0.25% < 0.25%	0.25% > 0.5%	0.5% > 1%	1% > 5%	5% > 10%	10% > 50%	50% > 100%
							0
							0
							0
							0

		2015	12	31
		-		
	2016	04	20	

	2016 04 18
	( )
	[2016]004704

( ) 2015 12 31

2015

1

2

2015

12 31

2015

( )

•



1

2015 12 31

	428,153,435.05	515,970,004.73
	121,378.09	
	56,779,381.02	75,755,288.58
	358,297,454.84	299,105,960.46
	4,466,437.04	3,213,386.36
	65,670.45	1,856,222.19
	5,251,857.18	6,089,565.61
	198,185,930.74	127,407,106.00
	66,678,846.16	7,493,811.49
	1,118,000,390.57	1,036,891,345.42
	240,000.00	3,121,250.00

	75,710,833.32	24,526,601.30
	43,552,693.97	26,981,294.82
	296,925,757.82	230,792,939.85
	73,509,139.37	32,546,268.45
	176,047,177.83	
	7,370,285.31	5,365,973.02
	15,416,982.90	10,441,999.07
	15,705,208.00	10,592,314.00
	704,478,078.52	344,368,640.51
	1,822,478,469.09	1,381,259,985.93
	51,558,464.00	
	113,584,542.16	48,847,926.39
	242,639,477.56	116,225,757.26
	49,101,803.37	32,140,589.98
	31,237,316.25	25,200,414.74
	16,020,759.10	13,319,196.69

	31,714,321.93	904,410.55
	535,856,684.37	236,638,295.61
	1,038,783.85	
	13,155,833.33	11,320,000.00
	6,238,129.72	
	20,432,746.90	11,320,000.00
	556,289,431.27	247,958,295.61
	231,021,360.00	114,300,000.00
	606,706,549.26	671,145,093.66

	400,028,473.46	327,492,908.55
	1,262,354,409.92	1,130,378,477.77
	3,834,627.90	2,923,212.55
	1,266,189,037.82	1,133,301,690.32
	1,822,478,469.09	1,381,259,985.93

2

	317,328,362.02	354,446,108.16
	24,547.95	
	53,446,206.16	75,695,657.58
	342,691,461.13	298,964,114.51
	1,815,398.15	3,082,586.36
	8,786.77	1,451,084.12
	3,945,894.80	17,983,659.53
	186,752,319.43	134,309,360.30
	15,542,276.73	7,493,811.49
	921,555,253.14	893,426,382.05
		3,121,250.00
	947,282,698.57	543,586,601.30
	39,004,785.03	23,818,669.90

2,047,062.08	1,824,618.46
3,941,558.33	4,269,621.98
12,085,746.26	8,238,386.29
15,705,208.00	10,592,314.00
1,020,067,058.27	595,451,461.93
1,941,622,311.41	1,488,877,843.98
50,000,000.00	
112,151,669.05	48,847,926.39
483,702,316.92	364,601,551.65
48,180,071.41	32,140,589.98
17,425,783.00	19,404,455.90
7,610,261.76	7,166,716.99
189,960,747.36	104,760,011.86

	11,155,833.33	6,100,000.00
	11,155,833.33	6,100,000.00
	920,186,682.83	583,021,252.77
	231,021,360.00	114,300,000.00
	600,331,542.63	668,211,755.86
	24,685,764.62	17,440,475.56
	165,396,961.33	105,904,359.79
	1,021,435,628.58	905,856,591.21
	1,941,622,311.41	1,488,877,843.98

## 3

	977,566,389.51	678,200,326.93
	977,566,389.51	678,200,326.93
	952,127,861.80	645,000,638.19
	608,664,489.99	388,957,724.06

	8,781,532.90	5,129,772.00
	108,175,920.53	98,295,524.31
	211,711,652.53	156,945,062.59
	4,917,917.28	-12,717,729.87
	9,876,348.57	8,390,285.10
“ ”	121,378.09	
“ ”	4,098,865.53	2,632,356.73
Àî7 H• a	1,186,040.87	2,632,356.73

	-87,737.42	
1.		
2.		
3.		
4.		
5.	-87,737.42	
6.		
	86,319,531.90	79,571,969.71
	85,408,116.55	79,581,385.94
	911,415.35	-9,416.23
	0.370	0.350
	0.370	0.350

4

	901,382,944.77	



	8,425,889.57	8,196,388.12
“ ”	24,547.95	
“ ”	60,452,327.90	2,464,437.08
	1,184,232.02	2,464,437.08
“ ”	42,614,125.93	2,300,303.72
	26,660,661.72	26,848,787.27
	669,257.02	881,688.13
		479,361.17
“ ”	68,605,530.63	28,267,402.86
	-3,847,359.97	-4,187,644.78
“ ”	72,452,890.60	32,455,047.64

	72,452,890.60	32,455,047.64

5

	1,135,307,246.85	655,777,738.32
	50,546,421.35	31,536,423.39
	16,955,559.95	12,546,314.77
	1,202,809,228.15	699,860,476.48
	560,046,610.64	422,777,963.48
	166,662,712.71	119,793,756.96

	88,306,593.14	49,792,374.84
	123,392,464.29	111,363,693.77
	938,408,380.78	703,727,789.05
	264,400,847.37	-3,867,312.57
	394,662,824.66	7,200,000.00
	394,662,824.66	7,200,000.00
	75,213,608.24	178,216,532.90
	50,000,000.00	
	234,167,642.16	
	440,000,000.00	
	799,381,250.40	178,216,532.90
	-404,718,425.74	-171,016,532.90
	18,366,015.60	
	50,000,000.00	
	4,966,529.73	12,302,628.02
	73,332,545.33	12,302,628.02

	40,981,111.05	11,430,000.00
	32,351,434.28	872,628.02
	45,998.51	
	-107,920,145.58	-174,011,217.45
	496,743,338.75	670,754,556.20
	388,823,193.17	496,743,338.75

## 6

	1,052,879,263.56	654,383,885.92
	23,311,317.76	16,504,566.23
	83,627,097.83	151,496,232.12
12		

	256,839,110.00	
	189,000,000.00	
	577,697,171.00	143,616,152.07
	-323,679,075.12	-107,916,152.07
	18,366,015.60	
	50,000,000.00	
	1,410,900.12	6,719,369.02
	69,776,915.72	6,719,369.02
	13,766,994.75	11,430,000.00
	26,449,063.31	
	40,216,058.06	11,430,000.00
	29,560,857.66	-4,710,630.98
	-56,553,143.57	-149,052,990.04
	335,219,442.18	484,272,432.22
	278,666,298.61	335,219,442.18

7

	114,300,000.00				671,145,093.66				17,440,475.56		327,492,908.55	2,923,212.55	1,133,301,690.32

---


3															
4															
1															
2															
	231,02 1,360. 00				606,706 ,549.26				-87,737. 42		24,685, 764.62		400,028 ,473.46	3,834,6 27.90	1,266,1 89,037. 82

	114,30 0,000. 00				641,920 ,393.65					14,194, 970.80		262,587 ,027.37	2,932,6 28.78	1,035,9 35,020. 60
	114,30 0,000. 00				641,920 ,393.65					14,194, 970.80		262,587 ,027.37	2,932,6 28.78	1,035,9 35,020. 60
“ ”					29,224, 700.01					3,245,5 04.76		64,905, 881.18	-9,416. 23	97,366, 669.72
												79,581, 385.94	-9,416. 23	79,571, 969.71
					29,224, 700.01									29,224, 700.01

1													
2													
3					29,224, 700.01								29,224, 700.01
4													
									3,245,5 04.76		-14,675, 504.76		-11,430, 000.00
1									3,245,5 04.76		-3,245,5 04.76		
2													
3											-11,430, 000.00		-11,430, 000.00
4													
1													
2													
3													
4													
1													
2													
	114,30 0,000. 00				671,145 ,093.66				17,440, 475.56		327,492 ,908.55	2,923,2 12.55	1,133,3 01,690. 32



	114,300, 000.00				668,211,7 55.86				17,440,47 5.56	105,904 ,359.79	905,856,5 91.21
	114,300, 000.00				668,211,7 55.86				17,440,47 5.56	105,904 ,359.79	905,856,5 91.21
“ ”	116,721, 360.00				-67,880,2 13.23				7,245,289 .06	59,492, 601.54	115,579,0 37.37
										72,452, 890.60	72,452,89 0.60
	2,421,36 0.00				46,419,78 6.77						48,841,14 6.77
1											
2											
3	2,421,36 0.00				46,419,78 6.77						48,841,14 6.77
4											
									7,245,289 .06	-12,960, 289.06	-5,715,00

---

2												
3												

---

					2.21							1
--	--	--	--	--	------	--	--	--	--	--	--	---

14.00% 2004 5 31

(2004)

159

2007 12 13

2,500.00

4,000.00

86.00%

14.00%

2007

12 20

[2007]152

2008 3 10

86.00%

4,449.64

13

2008 3 24

	( )	
	2,115	52.875%
	705	17.625%
	705	17.625%
	40	1.000%
	40	1.000%
	60	1.500%
	40	1.000%
	40	1.000%
	60	1.500%
	50	1.250%
	35	0.875%
	60	1.500%
	50	1.250%
	4,000	100%

2008 4 8

2008 3

2008 4 8

2008 3 31

59,860,459.32

4,000.00

1:1

4,000

4,000.00

[2008]35

2008 4 25

440301103074776

2008 7

2008

750.00

4,750.00

( ) ( )

11 5,002.50 750.00

4,252.50 4,750.00

[2008]74 2008 7 18

2009 6 5 ( ) 1.684% 2009

6 22

2009 6 22 ( ) 2.105% 2009

6 22

2009 7 15 ( “ ” ) 120

( “ ” ) 2009 8 10 (2009 12 )

2009

8 26

2009 T-10801 2.5263%

2009 9 27

120

900.00 484.02

20 10 50 20 2009 9

30

2009 9 30

	( )	
	2,115	44.5263%
	705	14.8421%
	705	14.8421%
	160	3.3684%
	100	2.1053%
	80	1.6842%
	60	1.2632%
	60	1.2632%

	60	1.2632%
	50	1.0526%
	50	1.0526%
	50	1.0526%
	50	1.0526%
	50	1.0526%
	50	1.0526%
	50	1.0526%
	50	1.0526%
	40	0.8421%
	40	0.8421%
	40	0.8421%
	40	0.8421%
	40	0.8421%
	35	0.7368%
	30	0.6316%
	20	0.4211%
	20	0.4211%
	20	0.4211%
	20	0.4211%
	10	0.2105%
	4,750	100%

[2010]1292

2010 10 8 (A ) 1,600 1.00 43.33

2010 10 13 69,328.00 46,945,065.67 646,334,934.33

“ [2010]124 ”

2011 4 21 6,350 10 2 (

) 10 8 5,080.00 11,430

2015 4 30 11,430 10 0.50

( ) 10 10 22,860

2015 6 19 145

2,421,360 231,021,360

1.

2.

POS

3.

(POS)

(POS)

4.

8

				11,000	
*1					
				1,300	
*2					

\*3

*6			POS	20,000	POS
*7				6,000	
ExaDigm,Inc*8				100	POS

*1	100%	100%	11,000	---	
*2	100%	100%	1,300	---	
*3	100%	100%	---	---	
*4	96.32%	96.32%	39,306	---	
*5	100%	100%	22,680	---	
*6	100%	100%	1,000	---	
*7	100%	100%	6,000	---	
ExaDigm,Inc*8	100%	100%	33,511,865.25	---	

*1			---	---
*2			---	---
			---	---



*3				
	*4	3,834,627.90	---	---
	*5	---	---	---
*6		---	---	---
	*7	---	---	---
ExaDigm,Inc*8		---	---	---

*1	“ ”			2007 11
50.00	100%		( )	[2007]165
	2009 2 24	950.00		( )
[2009]22	2009 3 9			1,000.00
	100%			
	2011 4 1	10,000.00		
[2011]121			11,000.00	100%
	2011 5 19			
*2	( “ ”)		2009 4 15	300.00
100%		(2009)5-024		
	2009 6 16	1,000.00		
(2009)196	2009 6 17			1,300.00
	100%			
*3	( “ ”)		2009 5 7	300.00
100%		(2009) X044		2015 8
*4	( “ ”)		2011 8 17	
	15,000.00	3,000.00	2,700	90.00%
	(2011)303		2012 6 15	10,800.00
	13,800.00		[2012] 193	
	2012 5 21		15,000.00	27,806.00
	12,806.00			26,606.00
	26,306.00		[2012] 314	
	2014 1 3		27,806	40,806 2014 2 26

	13,000			[2014] 028	
		39,606.00		39,306.00	
*5	2015 4 14				25,200
	100%	2015 6 24			
	2015 11 20				
		2,866.74		3,133.26	6,000
*6		2015 3 10	20,000	1,000	
	100%				
*7		2015 4 23	6,000	6,000	
	100%				
*8	2015 8 31	Xinguodu Inc.	Exadigm, Inc.	Exadigm, Inc.	
470		ExaDigm,Inc.	2015 10 8		
		ExaDigm,Inc.	100%		

1

( “ ” )  
 15 — (2014 )

2

**1**

**2**

1 1 12 31

**3**

1 1 12 31

**4**

**5**

1.

2.

3.

4.



1.

2.

1

2

- A.
- B.
- C.
- D.

3.

4.

**7**



2

“ ”

**10**

1.

1

2

3



1

2

3

4

2.

3.

1

( )

2

3

4.

5.

.

1

2

1

2

.

.

1.

2.

3.

4.

5.

6.

7.

8.

1

50% 50%

20% 20% 50%

2

.

1

2

**11**

**1**

	100

**2**

--	--

---

--	--

1	1	5.00%	5.00%
1	2	20.00%	20.00%
2	3	50.00%	50.00%
3		100.00%	100.00%

**3**


**12**

**1)**

**2)**

**3)**

4)

5)

1

2

3

13

14

1.

1

2

2.

1

2

22 —

3

22 —

4

5

22 —

4.

1

2

3

4



1

22 —

2

1

2

5.

1

2

3

4

5



**18**

1

1

2

3

2

3

3

4

---

19

20

21

1

1

2

1

	50	
	5	

2

**2**

1

2

1

2

3

4

5

**22**

23

1

1

2

	5
	3-5
	10

24

1

2

3

4

25

1

2

26

1

2

3

4

5

6

1

2

3

4



5

**27**

**28**

1

POS

2

1

2

**29**

**1**

2

1

30

/

( )

1

1

2

2

1

2

3

3

1

2

**31**

1

2

1

2

**2**

1

2

**32**

33

1

2

34

1

		17% 6%
		5%
		7%
		15%
		3%
		2%
	70%	1.2% 12%

	15%
	15%
	12.5%
	25%
	0%
	15%
	25%
	25%
ExaDigm, Inc	---

2

(1)

[2011]4

17 3

2001 8 ( R-2001-0043) POS V2.0 2007 12

( DGY-2007-1230) 2008 4

,

“ V1.0” “ SZM11 V4.0”

(2001-1-19) 2008 3 31 (

DGY-2008-0172 DGY-2008-0173) 2008 11

2011 1 1 [2011]100 “

17% 3%

” 2002 12 31 ( R-2002-0057)

(2)

2011 10 31 GF201144200147 2014 9 30

GF201444201725 2015 15%

GR201444201682

[2015]890 2015 15%

[2012]27

2015 12.5%

2014 9 29 GR201433000480 2015

15%

R-2015-E0088 2008 001 2012 27

2013 43

2015

3

1

	21,673.28	99,745.11
	388,801,519.89	496,643,593.64
	39,330,241.88	19,226,665.98
	428,153,435.05	515,970,004.73
	2,737,189.03	0.00

2

	121,378.09	
	121,378.09	
	121,378.09	

3

4

1

	56,279,381.02	75,755,288.58
	500,000.00	
	56,779,381.02	75,755,288.58

2

--	--

3

--	--	--

4

--	--

5

1

	387,864, 836.89	100.00%	29,567,3 82.05	7.62%	358,297,4 54.84	319,187 ,964.41	100.00%	20,082,00 3.95	6.29%	299,105,96 0.46
	387,864, 836.89	100.00%	29,567,3 82.05	7.62%	358,297,4 54.84	319,187 ,964.41	100.00%	20,082,00 3.95	6.29%	299,105,96 0.46

1	
1	355,285,323.82   17,764,266.20   5.00%

1	2	23,845,893.16	4,769,178.63	20.00%
2	3	3,399,365.38	1,699,682.69	50.00%
3		5,334,254.53	5,334,254.53	100.00%
		387,864,836.89	29,567,382.05	7.60%

2

9,485,378.10

--	--	--

3

	321,530.00

		57,000.00			
		92,000.00			
		80,000.00			
		7,200.00			
		40,680.00			
		4,800.00			
		225.00			
		15,200.00			



		160.00			
		22,520.00			
		225.00			
		800.00			
		600.00			
		120.00			
	--	321,530.00	--	--	--

4

		108,530,299.87	1	27.98%
		3,774,934.02	1-2	0.97%
		87,250,688.09	1	22.50%
		8,111,341.95	1-2	2.09%
		123,160.00	2-3	0.03%
		24,400.00	3	0.01%
		61,823,014.96	1	15.94%
		11,703,436.40	1	3.02%
		9,071,419.55	1	2.34%
		1,374,907.17	1-2	0.35%
		845.40	2-3	0.00%
		195,872.00	3	0.05%
		291,984,319.41		75.28%

5

6

6

1

1	4,058,759.39	90.87%	2,860,158.14	89.01%
1 2	332,677.65	7.45%	353,228.22	10.99%
3	75,000.00	1.68%		
	4,466,437.04	--	3,213,386.36	--

1

2

		1,741,561.25	1	
		220,214.00	1	
		217,139.99	1	
		198,558.83	1 μ	

8

1

( )		
-----	--	--

2

1

( )				
-----	--	--	--	--

9

1

	8,566,108.46	94.48%	3,314,251.28	38.69%	5,251,857.18	7,854,947.82	100.00%	1,765,382.21	22.47%	6,089,565.61
	500,000.00	5.52%	500,000.00	100.00%	0.00					
	9,066,108.46	100.00%	3,814,251.28	42.07%	5,251,857.18	7,854,947.82	100.00%	1,765,382.21	22.47%	6,089,565.61

1		
	3,943,921.66	197,196.09
		5.00%



5

		1,464,000.00	1	16.15%	73,200.00

---

	27,079,296.25	922,031.67	26,157,264.58	26,264,411.71	1,156,324.92	25,108,086.79
	5,213,657.72		5,213,657.72	3,170,718.70		3,170,718.70

13

	871,991.00	871,991.00
	9,670,285.73	6,621,820.49
	136,569.43	
	56,000,000.00	
	66,678,846.16	7,493,811.49

14

1

	240,000.00		240,000.00	3,121,250.00		3,121,250.00
	240,000.00		240,000.00	3,121,250.00		3,121,250.00
	240,000.00		240,000.00	3,121,250.00		3,121,250.00

2

--	--	--	--	--

3

		240,000.00		240,000.00					10.00%	
		240,000.00		240,000.00					--	

4

--	--	--	--	--

5

--	--	--	--	--	--	--

Exadigm, Inc.

15

1


2

--	--	--	--	--

3

16

1




2

3

17



3

--	--	--	--

19

1

				POS		
1.	2,061,404.85	2,153,082.75	4,069,394.70	21,680,497.59	13,438,118.08	43,402,497.97
2.						
1	914,662.00	11,965.82	89,376.02	26,752,848.16	4,751,772.72	32,520,624.72
2						
3			3,402,582.40	1,099,028.81	6,866,449.97	11,368,061.18
3.						
1			462,625.00	13,208,331.47	55,283.19	13,726,239.66
4.	2,976,066.85	2,165,048.57	7,098,728.12	36,324,043.09	25,001,057.58	73,564,944.21
1.	218,198.51	1,229,152.93	2,826,376.67	5,060,918.43	7,086,556.61	16,421,203.15
2.						
1	68,105.77	299,858.56	768,976.86	4,148,835.38	2,362,878.29	7,648,654.86
(2)			2,123,935.97	270,887.02	6,047,782.14	8,442,605.13
3.						
1			371,031.60	2,076,662.27	52,519.03	2,500,212.90

4.	286,304.28	1,529,011.49	5,348,257.90	7,403,978.56	15,444,698.01	30,012,250.24
1.						
2.						
1						
3.						
1						
4.						
1.	2,689,762.57	636,037.08	1,750,470.22	28,920,064.53	9,556,359.57	43,552,693.97
2.	1,843,206.34	923,929.82	1,243,018.03	16,619,579.16	6,351,561.47	26,981,294.82

2

--	--	--	--	--	--

3

--	--	--	--	--

4

POS	29,024,300.75

5

--	--	--

20

1

	296,925,757.82		296,925,757.82	230,792,939.85		230,792,939.85
	296,925,757.82		296,925,757.82	230,792,939.85		230,792,939.85

2

	307,992,944.25	230,792,939.85	66,132,817.97			296,925,757.82	96.41%	96.41%				
	307,992,944.25	230,792,939.85	66,132,817.97			296,925,757.82	--	--				--

3

--	--	--

21

--	--	--

22

--	--	--

23

1

2

24

25

1

1.	33,376,838.80			3,269,778.13			36,646,616.93
2.							
1				1,813,516.38			1,813,516.38
2							
3		44,943,157.89		837,161.90	30,557.36	147,917.71	45,958,794.86
3.							
1							

4.	33,376,838.80	44,943,157.89		5,920,456.41	30,557.36	147,917.71	84,418,928.17
1.	2,655,188.81			1,445,159.67			4,100,348.48
2.							
1	633,280.20	4,993,684.21		807,533.27	3,395.26		6,437,892.94
2				371,547.38			371,547.38
3.							
1							
4.	3,288,469.01	4,993,684.21		2,624,240.32	3,395.26		10,909,788.80
1.							
2.							
1							
3.							
1							
4.							
1.	30,088,369.79	39,949,473.68		3,296,216.09	27,162.10	147,917.71	73,509,139.37

2.	30,721,649.99			1,824,618.46			32,546,268.45
----	---------------	--	--	--------------	--	--	---------------

0.00%

2

--	--	--	--	--	--	--	--

26

--	--	--	--	--	--	--	--

27

1

		139,753,563.89					139,753,563.89
ExaDigm,Inc		36,293,613.94					36,293,613.94
		176,047,177.83					176,047,177.83

2


1.

5

2015 12 31

=

/(1- )

2.

ExaDi gm, Inc

ExaDi gm, Inc

5

13.11% 5

ExaDi gm, Inc 2015 12 31

=

/(1- )

28

	2,864,525.00	2,292,412.47	1,017,894.88		4,139,042.59
	45,000.02				



	40,198,396.62	6,029,759.49	26,076,142.01	3,899,621.95
	102,780,325.81	15,416,982.90	69,899,853.42	10,441,999.07

2

	41,587,531.47	6,238,129.72		
	41,587,531.47	6,238,129.72		

3

		15,416,982.90		10,441,999.07
		6,238,129.72		

4

		1,042,455.02	220,208.55
		749,283.84	
		1,791,738.86	220,208.55

5

--	--	--	--

30

		15,207,188.00	10,592,314.00

	498,020.00	
	15,705,208.00	10,592,314.00

31

1

	51,558,464.00	
	51,558,464.00	

2

--	--	--	--	--

32

--	--	--

33

34

	288,008.11	
	113,296,534.05	48,847,926.39
	113,584,542.16	48,847,926.39

0.00

35

1

1	240,471,366.44	115,584,733.05
1-2	1,834,727.57	152,572.21
2-3	147,559.55	332,436.71
3	185,824.00	156,015.29
	242,639,477.56	116,225,757.26

2

1

--	--	--

126,413,720.30

108.77%

ExaDigm, Inc

36

1


1	39,161,795.99	24,170,404.98
1-2	5,913,964.63	5,076,979.00
2-3	2,438,838.00	2,142,930.00
3	1,587,204.75	750,276.00
	49,101,803.37	32,140,589.98

2

1

--	--	--

3



16,961,213.39      52.77%

ExaDi gm, Inc

37

1




25,200,414.74

165,940,873.70

160,029,940.00

31,111,348.44





	2,182,338.81	476,148.31
	70,550.00	428,262.24
	4,261,433.12	
	25,200,000.00	
	31,714,321.93	904,410.55

**2            1**

--	--	--

30,809,911.38            3,406.63%            25,200,000.00

**42**

--	--	--

**43**

--	--	--

**44**

--	--	--

--	--	--	--	--	--	--	--	--	--	--	--	--

45

1

	1,038,783.85	
	1,038,783.85	

**ExaDigm, Inc**

46

1

--	--	--

2

3

4


47

1

---

--	--	--

**48**

**1**

--	--	--

**2**

--	--	--

--	--	--

--	--	--

**49**

--	--	--	--	--	--

**50**

--	--	--	--

**51**



	11,320,000.00	9,129,200.53	7,293,367.20	13,155,833.33	
	11,320,000.00	9,129,200.53	7,293,367.20	13,155,833.33	--

						/
'	1,000,000.00		200,000.00		800,000.00	
	800,000.00		800,000.00			
	400,000.00		400,000.00			
POS		2,250,000.00	412,500.00		1,837,500.00	
PCP4.0		4,000,000.00	666,666.67		3,333,333.33	

2015		28,000.00	28,000.00			
2015		200,000.00	200,000.00			
		24,400.00	24,400.00			
G	2,700,000.00		540,000.00		2,160,000.00	
	3,000,000.00		600,000.00		2,400,000.00	
S-POS	1,500,000.00		300,000.00		1,200,000.00	
2015		4,200.00	4,200.00			
		7,500.00	7,500.00			
2013		20,600.00	20,600.00			
		750,000.00	750,000.00			
2014		200,000.00	200,000.00			
		4,000.00	4,000.00			

		111,500.53	111,500.53			
	11,320,000.00	9,129,200.53	7,293,367.20		13,155,833.33	--

1

100.00 " ' ' "

2

80.00

3

40.00

4

" POS " 2,250,000.00

5

PCP4.0 400.00

6

420,000.00

7

pos 1,500,000.00

8

POS 150.00

9

9,000.00

10

2015 2.00

11

2015 28,000.00

12

2015 - 20.00

13

24,400.00

14

G 2,700,000.00

15

3,000,000.00

16

S-POS 1,500,000.00

17

2015 4,200.00

18

7,500.00

19

2013 20,600.00

20

75.00

21

2014 20.00

22

4,000.00

23

111,500.53

52

--	--	--

53

		+ —					
	114,300,000.00	2,421,360.00		114,300,000.00		116,721,360.00	231,021,360.00

54

1

2


55

	641,920,393.65	32,192,555.60	114,300,000.00	559,812,949.25
	29,224,700.01	33,916,800.00	16,247,900.00	46,893,600.01
	671,145,093.66	66,109,355.60	130,547,900.00	606,706,549.26

1.

2.



		2,891.05
	5,089,330.08	

---

	16,894,432.62	14,507,597.89
	24,044,819.76	25,080,961.03

	4,524,123.88	5,968,740.96
	5,352,224.69	2,421,544.14
	9,876,348.57	8,390,285.10

67

	121,378.09	
	121,378.09	
	121,378.09	

68

	1,186,040.87	2,632,356.73
	2,912,824.66	
	4,098,865.53	2,632,356.73

69

	27,187.92		
	27,187.92		27,187.92
	7,293,367.20	10,833,200.00	7,293,367.20
	50,546,421.35	31,536,423.39	
	481,095.94	13,087.51	481,095.94
	58,348,072.41	42,382,710.90	7,801,651.06



								/
						200,000.00		
						800,000.00		
						400,000.00		
" POS "						412,500.00		
PCP4.0						666,666.67		
						420,000.00		

pos						1,500,000.00		
POS						75,000.00		
						9,000.00		
2015						20,000.00		
2015						28,000.00		
						200,000.00		

---

2015								
-								
						24,400.00		


			2015				
					7,500.00		
2013					20,600.00		

							1,000,000.00	
PCI2.X POS							1,000,000.00	
							350,000.00	
							500,000.00	
POS							400,000.00	
							4,000,000.00	

---

							1,200,000.00	
							300,000.00	

POS





	--	--	--	--	--	7,293,367.20	10,833,200.00	--

**70**

	5,756.16	479,361.17	5,756.16
	5,756.16	479,361.17	5,756.16
	429,883.42	335,297.13	429,883.42
	295,688.64	67,160.56	295,688.64
	731,328.22	881,818.86	731,328.22

**71****1**

	6,341,782.08	1,559,923.77
	-5,473,535.88	-3,798,955.97
	868,246.20	-2,239,032.20

**2**

	87,275,515.52
/	21,818,878.88
	-12,286,692.39
	-268,956.57
	-1,440,065.27
	-687,257.93





	7,750,000.00	7,200,000.00
	384,000,000.00	
	2,912,824.66	
	394,662,824.66	7,200,000.00

4

	440,000,000.00	
	440,000,000.00	

5

		85,000.00
	3,271,926.73	12,217,628.02
	1,694,603.00	
	4,966,529.73	12,302,628.02

6

	27,117,241.78	
	27,117,241.78	

74

1

--	--	--

1	--	--
	86,407,269.32	79,571,969.71
	9,876,348.57	8,390,285.10
	7,648,654.86	5,226,034.88
	6,437,892.94	1,274,675.96
	1,738,214.74	913,382.29
“ ”	-21,431.76	479,361.17
“ ”	-121,378.09	
“ ”	6,627,631.24	-10,378,624.59
“ ”	-4,097,056.68	-2,632,356.73
“ ”	-3,854,809.40	-3,798,955.97
“ ”	-1,618,726.48	
“ ”	-35,623,453.94	-15,768,909.34
“ ”	-18,581,791.91	-131,085,141.05
“ ”	175,666,683.96	34,716,265.99
	33,916,800.00	29,224,700.01
	264,400,847.37	-3,867,312.57
2	--	--
3	--	--
	388,823,193.17	496,743,338.75
	496,743,338.75	670,754,556.20
	-107,920,145.58	-174,011,217.45

2

	256,839,110.00
	--
	226,800,000.00
ExaDigm, Inc.	30,039,110.00

2015

22,671,467.84
--
20,332,640.22
2,338,827.62
--
234,167,642.16

499,600.00
--
499,600.00
499,600.00
--
499,600.00
--

--

76

--	--	--

77

1

	421,756.97	6.4936	2,738,630.96
	436,402.00	6.4936	2,833,820.03
	159,970.41	6.4936	1,038,783.85

Exadigm, Inc

2

78

79

1

1

	2015 06 30	252,000,000. 00	100.00%		2015 06 30	90%	72,433,534.4 3	6,805,533.18

ExaDigm, Inc	2015	09	33,511,865.2			2015	09	
	30		5	100.00%		30		6,085,853.72 -1,253,942.50

4

ExaDigm, Inc	3,472,755.25	3,472,755.25	0.00		

3

4

5

2015 3 10	20,000	1,000	100%
2015 4 23	6,000	6,000	100%
2015 8			

6

1

1

				100.00%	
				100.00%	
				100.00%	
				96.32%	
				100.00%	
			POS	100.00%	



---


--	--	--	--	--	--	--	--	--	--	--	--	--

	23,439,871.13	24,793,671.00	24,793,671.00	-913,852.66	428,205.11	-256,154.34	-256,154.34	4,803,481.04


4

5

2

1

2



3

1

				20.00%		
				30.00%		

20%

20%

2

	/		/	

3

	/		/	
	95,552,777.45	38,591,833.39	76,470,856.59	6,120,547.57
	2,626,932.91	2,196,073.01	3,407,106.02	2,098,512.84
	97,179,710.36	40,787,906.40	79,877,962.61	8,219,060.41
	15,128,948.87	794,254.06	16,509,694.63	13,002,357.56
	15,128,948.87	794,254.06	16,509,694.63	13,002,357.56
	83,050,761.49	39,993,652.34	63,368,267.98	-4,783,297.15
	16,610,152.30	11,998,095.70	12,673,653.60	
	44,836,582.51	624,050.99	33,450,773.43	
	19,682,493.51	-12,100,771.22	13,161,783.63	
	19,682,493.51	-12,100,771.22	13,161,783.63	

4

	/		/	
	--		--	
	--		--	
	--		--	
	--		--	

5

6

--	--	--	--

7

8

4

				/	

5

6

1

	--	--	--	--
	--	--	--	--

2

3

4

5

6

7

8

9

1

--	--	--	--	--	--

2

3

--	--

4


5

1

/

--	--	--	--	--	--	--

/

	POS	29,957.26	2,064,094.02

2

/

/

/

/	/	/	/	/	/	/
---	---	---	---	---	---	---

/

/

/	/	/	/	/	/	/
---	---	---	---	---	---	---

/

3

--	--	--	--

		1,050,621.00	1,010,724.00

4

---

--	--	--	--	--

--	--	--	--	--

**5**


**6**

--	--	--	--

**7**

--	--	--

**8**

**6**

**1**


**2**

--	--	--	--

7

8

1

	84,399,141.35
	16,247,900.00
	0.00
	7.585      2015   5   9   2017 5   9
	0

2

	Black-Scholes
	63,141,500.01
	33,916,800.00

3



2014 4 9 <

2014 >

2014 4 10 www. cninfo. com. cn 2014

2014 4 29 2014 < 2014

> <

<

2014 5 9

2014 5 12 www. cninfo. com. cn

159 152 646. 34 622. 84

20

2014 7 3 www. cninfo. com. cn

152 151

151 621. 64

JLC1 036143

2015 1 26

1-3

2015 1 27 www. cninfo. com. cn

6, 077, 400

2015 2 2 www. cninfo. com. cn

2015 3 27

2015 3 31 www.cninfo.com.cn

2015 4 2 www.cninfo.com.cn

2015 5 13

2015 5 14 www.cninfo.com.cn

2015 6 19 www.cninfo.com.cn

2015 6 19

6,053,400

12,106,800

12,106,800

400,000

15.22

7.585

2015 7 8

www.cninfo.com.cn

2015 7 6 2016 5 9

145

2,421,360

7.585

2015 12 29

9,618,240

**5****1**

1. 2015 6 10

5,000.00

5%

2. 2015 12 29

4 4

2015 ( )

2016 1 15 2016

**2****1**

2015 12 31

**2****3****1**


	2016 3 7		
	50,000.00		
	466.6667		

---

	25%		
--	-----	--	--

2016 3 29

3,000.00



2

	11,551,068.00
	11,551,068.00

3

4

1 2015 7 20

1,464,000.00

2015 12 31

440,139.00

2 2015 11 20

<

2015

>

2015

12 17

2015

2016 1 5

125

6,280,000

2016 1 5

31.78

1

1

--	--	--	--

2

--	--	--



	364,739, 186.31	100.00%	22,047,7 25.18	6.04%	342,691,4 61.13	319,035 ,503.41	100.00%	20,071,38 8.90	6.29%	298,964,11 4.51
	364,739, 186.31	100.00%	22,047,7 25.18	6.04%	342,691,4 61.13	319,035 ,503.41	100.00%	20,071,38 8.90	6.29%	298,964,11 4.51

1			
1	333,753,484.12	16,687,674.21	5.00%
1 2	18,878,953.93	3,775,790.79	20.00%
2 3	742,086.40	371,043.20	50.00%
3	1,213,216.98	1,213,216.98	100.00%
	354,587,741.43	22,047,725.18	6.22%

2

2,681,496.92

		57,000.00			
		92,000.00			
		80,000.00			
		7,200.00			
		40,680.00			
		4,800.00			
		225.00			
		15,200.00			
		160.00			



		123,160.00	2-3	0.03%
		24,400.00	3	0.01%
		61,823,014.96	1	16.95%
		14,931,100.83	1	4.09%
		9,071,419.55	1	2.49%
		1,374,907.17	1-2	0.38%
		845.40	2-3	0.00%
		195,872.00	3	0.05%
		295,211,983.84		80.93%

5

6

2

1

	6,331,98 1.33	100.00%	2,386,08 6.53	37.68%	3,945,894 .80	19,301, 735.46	100.00%	1,318,075 .93	6.83%	17,983,659. 53
	6,331,98 1.33	100.00%	2,386,08 6.53	37.68%	3,945,894 .80	19,301, 735.46	100.00%	1,318,075 .93	6.83%	17,983,659. 53

1				
1		3,363,453.63	168,172.68	5.00%
1	2	772,204.81	154,440.96	20.00%

2 3	265,700.00	132,850.00	50.00%
3	1,930,622.89	1,930,622.89	100.00%
	6,331,981.33	2,386,086.53	37.68%

2

1,068,010.60

0.00

--	--	--

3

--	--

--	--	--	--	--	--

4

	1,451,252.27	1,204,747.00
	4,568,093.05	17,756,865.14
	312,636.01	340,123.32
	6,331,981.33	19,301,735.46

		1,464,000.00	1	23.12%	73,200.00
		1,159,920.00	3	18.32%	1,159,920.00
		468,375.50	1-2	7.40%	93,675.10

	13,000,000.00			13,000,000.00		
	3,000,000.00		3,000,000.00	0.00		
	393,060,000.00			393,060,000.00		
	0.00	252,000,000.00		252,000,000.00		
	0.00	10,000,000.00		10,000,000.00		
	0.00	60,000,000.00		60,000,000.00		
ExaDigm,Inc	0.00	33,511,865.25		33,511,865.25		
	0.00					
	519,060,000.00	355,511,865.25	3,000,000.00	871,571,865.25		

2

	24,526.60			3,934,689					28,461.29	
	1.30			.85					1.15	
		50,000.00		-2,750.45					47,249.54	
		0.00		7.83					2.17	
	24,526.60	50,000.00		1,184,232					75,710.83	
	1.30	0.00		.02					3.32	
	24,526.60	50,000.00		1,184,232					75,710.83	
	1.30	0.00		.02					3.32	

3

ExaDigm,Inc  
351,505.25

3,121,250.00

4

	901,382,944.77	714,757,768.83	677,939,954.18	500,671,254.12
	901,382,944.77	714,757,768.83	677,939,954.18	500,671,254.12

5

	60,000,000.00	
	1,184,232.02	2,464,437.08
	-2,500,400.00	
	1,768,495.88	
	60,452,327.90	2,464,437.08

6

1

	21,431.76	
	7,293,367.20	
	3,034,202.75	
	-244,476.12	

---

	544,614.51	
	79,267.61	
	9,480,643.47	--

1 —

2015