

2015

2015-098

2015 08

)

(

| | | |
|-------------|-------|------------|
| 2015 | | 2 |
| | | 2 |
| | | 6 |
| | | 10 |
| | | 25 |
| | | 34 |
| | | 38 |
| | | 40 |
| | | 144 |

| | | |
|--|--|--|
| | | |
| | | |

| | | | |
|--|--------------------------------------|--|--------|
| | | | 300130 |
| | | | |
| | | | |
| | Shenzhen Xinguodu Technology CO.,LTD | | |
| | XGD | | |
| | | | |
| | 17A | | |
| | 518040 | | |
| | 17A | | |
| | 518040 | | |
| | www.xinguodu.com | | |
| | xgd-zqb@xinguodu.com | | |

| | | |
|--|------------------------|-----------------------|
| | | |
| | | |
| | 17A | 17A |
| | 0755-83481391 | 0755-83481391 |
| | 0755-86319990 | 0755-86319990 |
| | liyanfang@xinguodu.com | fangyuan@xinguodu.com |

| | |
|--|-------------------|
| | |
| | www.cninfo.com.cn |
| | |

| | | | |
|---|------------------|------------------|---------|
| | | | |
| | 343,317,374.79 | 280,079,545.30 | 22.58% |
| | 35,199,396.82 | 46,517,444.22 | -24.33% |
| | 31,848,938.56 | 46,858,936.97 | -32.03% |
| | -2,649,691.73 | -54,289,865.10 | 95.12% |
| / | -0.0116 | -0.470 | 97.56% |
| / | 0.15 | 0.205 | -26.83% |
| / | 0.15 | 0.205 | -26.83% |
| | 3.07% | 4.40% | -1.33% |
| | 2.77% | 4.44% | -1.67% |
| | | | |
| | 1,560,333,171.24 | 1,381,259,985.93 | 12.96% |
| | 1,177,071,224.51 | 1,130,378,477.77 | 4.13% |
| / | 5.149 | 9.890 | -47.94% |

| | |
|---|--------|
| / | 0.1524 |
|---|--------|

| | |
|--|--------------|
| | |
| | -3,686.75 |
| | 3,491,300.00 |
| | 239,719.19 |
| | 348,516.10 |

| | | |
|--|--------------|----|
| | 28,358.08 | |
| | 3,350,458.26 | -- |

1 —

1 —

1 —

1

2

1

2015 1 5

6 2015 6

2015 1 27

2

2015 6

43,031.78

49.31%

16,622.23

38.63%

6,196.80

14.40%

10,835.86

25.18%

3

2015

68%

4

5
2015 4 30% 5,000 30%

6
2015 6

1

2015 34,331.74 22.58% 3,702.02 24.56%

 3,519.94 24.33%

| | | | | |
|--|-----------------|-----------------|----------|--|
| | | | | |
| | 343,317,374.79 | 280,079,545.30 | 22.58% | |
| | 212,335,737.35 | 160,451,148.76 | 32.34% | |
| | 33,769,945.08 | 34,707,567.11 | -2.70% | |
| | 76,715,250.45 | 52,647,654.56 | 45.71% | |
| | -3,567,240.72 | -9,339,336.29 | 61.80% | |
| | 1,035,905.37 | 2,370,004.86 | -56.29% | |
| | 48,804,248.64 | 35,100,921.15 | 39.04% | |
| | -2,649,691.73 | -54,289,865.10 | 95.12% | |
| | -263,994,090.16 | -56,218,208.26 | -369.59% | |
| | 33,417,018.65 | -3,713,520.76 | 999.87% | |
| | -233,226,763.24 | -114,221,594.12 | -104.19% | |

2

| | | | |
|---------|--------|--------|--------|
| 2.70% | 45.71% | 39.04% | 990.22 |
| 135.53% | 61.80% | | |

5 **5**

5

5

6

| | | 33,806,900.99 |
|--|--|---------------|
| | | 21,353,106.58 |

7

8

9

POS

POS

1

| 2015 | | | | | | | | | |
|----------|----------|------|---------|---------|---------|----------|---------|----------|----------|
| | | | | | | | | 97.87 | 896.93 |
| | | GDP | 63.76 | | | | 46.37 | 10.72 | |
| 5 152.08 | 1 190.86 | | | | | | | | |
| 7 926.06 | 8 606.50 | | | 102.25% | 16.88% | | 88.07 | 95.63 | |
| | | | | 60.38 | | 12.14 | | | 38.66 |
| 9.33 | | | 64.03% | 76.83% | | 47.71% | 2014 | | |
| | 8 957.23 | | 27.37% | | | 2 428.28 | 11.72% | | 2 012.09 |
| | 20.49% | | | | | | | | |
| | | ATM | POS | | | | | 227.39 | 772.54 |
| | | ATM | POS | | | | | | |
| | 71.24 | | 602.93 | | | 12.79% | 109.53% | | 0.49 |
| 2.87 | 46.71% | | 132.20% | | | 13.76 | 39.78 | | 108.85% |
| | 921.49% | | | | | | | | |
| | 142.82 | | 9.11 | | 120.75% | 84.75% | | | |
| | | | 5.85 | 5.91 | | | 106.26% | 73.00% | 672.03 |
| 679.36 | | | | | | | | | |
| | | 2015 | | | | | | 1 247.90 | POS 1 |
| 642.10 | 2014 | | 44.50 | 48.60 | | 3.6% | 3% | POS | |
| 304 | 1.94% | | | | | | | | |
| 2 | | | | | | | | | |

“ ”

1

2

2015 4 22

2015 6 1

“ ”

3

IT

4

Apple-Pay

POS

POS

POS

2015

10

2015

1

2015

POS

100%

30%

2

2015

2014

2015

3

2015

3
2015
68%

Exadigm, Inc

4

5
2015 4 30% 5,000 30%

6
2015 6

1

1

| | |
|--|-----------|
| | 64,633.49 |
| | 8,061.06 |
| | 59,772.33 |
| | 0 |
| | 0 |

| | | | | |
|-----------|-----------|-----------|-----------|-----------|
| | | | | 0.00% |
| | | | | |
| 2010 | 64,633.49 | | 41,016.49 | 2015 6 30 |
| | 59,772.33 | | | 3,041.83 |
| 2015 1 26 | | | | |
| | | 3,123.16 | | 3,114.18 |
| | | 15,176.41 | | “ ” |
| 35,633.44 | | | | |

2

| | () | (1) | (2) | (3) (2)/(1) | | | | | | | |
|------------|-----|-----------|-----------|----------------|-----------|---------|---------------|--------|----------|----|----|
| | | | | | | | | | | | |
| 1. | | 2,690 | 2,690 | | 1,967.88 | 73.16% | 2012 12 10 | | | | |
| 2. | | 5,621 | 5,621 | | 3,041.83 | 54.12% | | 162.26 | 1,104.96 | | |
| 3. | | 15,306 | 15,306 | 127.16 | 15,176.41 | 99.15% | 2015 12 31 | | | | |
| 4. | | | | 3,123.16 | 3,952.77 | | | | | | |
| | -- | 23,617 | 23,617 | 3,250.32 | 24,138.89 | -- | -- | 162.26 | 1,104.96 | -- | -- |
| | | | | | | | | | | | |
| 1. | | 25,684.61 | 25,684.61 | 4,810.74 | 17,233.44 | 67.10% | 2015 12 31 | | | | |
| 2.. 20% | | 2,000 | 2,000 | | 2,000 | 100.00% | 2013 01 11 | 64.21 | 543.45 | | |
| | -- | 16,400 | 16,400 | | 16,400 | 100.00% | -- | -- | -- | -- | -- |

| | |
|--|---|
| | 2012-28 |
| | |
| | 2010 12 31 1,293 [2010]2404 2011 3 3 1293 , 2011 4 21 |
| | |
| | |
| | “ ” 829.6 “ ” 5,621 2013 12 31 2010 6 2010 2 “2” “ ” 2 1 26 2015 2015 1 26 “ ” 3123.16 |
| | |
| | |

3

| | | | | | | | | | |
|--|--|--------|--------|-----------|-------------|------|----|--|--|
| | | (1) | | (2) | (3)=(2)/(1) | | | | |
| | | 15,306 | 127.16 | 15,176.41 | 99.15% | 2015 | 12 | | |

| | | | | | | | | | |
|-----|----|--------|-----------|-----------|----|----|---|----|-------|
| | | | | | | 31 | | | |
| | | | | | | | | | |
| | -- | 15,306 | 127.16 | 15,176.41 | -- | -- | 0 | -- | -- |
| () | 1 | | 2012 3 31 | | | | | | |
| | | | 2012 4 26 | 2011 | | | | | |
| | | | | “ ” | | | | | |
| | | | “ ” | | | | | | |
| | | | “ ” | 15,306 | | | | | 2,500 |
| | | | 12,806 | | | | | | |
| | | | 1,475.71 | | | | | | |
| | | | | | | 2 | | | |
| | | | | | | 2 | | | |
| | | | | | | | | | 2012 |
| | | | 8 27 2012 | | | | | | |
| | | | “ ” | | | | | 1 | |
| () | | | | | | | | | |
| | | | | | | | | | |

2

| | | | | | | | |
|--|-------|----|----|-------|------------|------------|----------|
| | | | | | | | |
| | 6,000 | 80 | 80 | 1.33% | -58,491.81 | 2015 01 27 | 2015-013 |

| | | | | | | | |
|--|--------|--------|--------|----|------------|----|----|
| | | | | | | | |
| | 56,200 | 24,260 | 24,260 | -- | -58,491.81 | -- | -- |

3

1

2

4

1

2

3

“

”

“ ”

| | | | | | | | | | |
|------|------|-------|-----------|-------------|------|-------|----------|-----|-------|
| 2014 | | | | 114,300,000 | | 10 | | 0.5 | |
| | QFII | RQFII | | | | 10 | 0.45 | | |
| | | | | | | 10 | 0.475 | | |
| | | | | a | QFII | RQFII | | | |
| | | | | | | 10 | 10 | | |
| a | | | | | | 1 | 1 | 10 | 0.075 |
| 1 | 1 | 1 | 10 | 0.025 | | 1 | | | |
| 2014 | | | 2015 6 15 | | | | 2015 6 9 | | 2014 |
| | | | 2015-066 | | | | | | |

| | |
|--|--|
| | |
| | |
| | |
| | |
| | |
| | |
| | |

1

| | | | 2 | 3 | 4 | | | | 5 | |
|--|-----|-------|---|---|---|--|--|--|------------|----------|
| | 30% | 5,000 | | | 0 | | | | 2015-04-10 | 2015-046 |

| | | | | | | | | | | |
|--|------|--------|--|--|---|-------|--|--|------------|------------------------|
| | | | | | | | | | | |
| | 100% | 25,200 | | | 0 | 0.00% | | | 2015 14 | 2015-060 05 100% |

2

3

2014 2 21

www.cninfo.com.cn

2014

2014 4 10

www.cninfo.com.cn

2014

2014 5 12

www.cninfo.com.cn

2014 5 9

159

152

646.34

622.84

20

2014 7 3

www.cninfo.com.cn

152

151

151

621.64

| | | | | | |
|------------|---------|-------------------|------------|-----------|-------------------|
| JLC1 | 036143 | | | | |
| 2015 1 27 | | www.cninfo.com.cn | | | 2015 1 26 |
| | 139,000 | | | 6,077,400 | |
| 2015 2 2 | | www.cninfo.com.cn | | | |
| 2015 3 31 | | www.cninfo.com.cn | | | |
| 2015 3 27 | | | | | |
| 2015 4 2 | | www.cninfo.com.cn | | | |
| | | | | 15.32 | 15.22 |
| 2015 5 14 | | www.cninfo.com.cn | | | |
| 2015 5 13 | | | | | |
| 2015 6 19 | | www.cninfo.com.cn | | | |
| | | 2015 6 19 | | | |
| | | | | | 6,053,400 |
| 12,106,800 | | | 12,106,800 | 400,000 | |
| | 15.22 | 7.585 | | | |
| 2015 7 8 | | www.cninfo.com.cn | | | |
| | | | | | 2015 7 6 2016 5 9 |
| | | 145 | 2,421,360 | 7.585 | |

1**2****3**

4

1

1

2

3

2

3

| | | | | | | | |
|--|--|--|--|--|--|--|--|
| | | | | | | | |
|--|--|--|--|--|--|--|--|

4

5%



| | | | | | |
|--|--|----|------------|------------|--|
| | | | | | |
| | | ” | | | |
| | | 5% | | | |
| | | 5% | 2010 09 30 | 9999-12-31 | |
| | | 1 | | | |

| | | | | | |
|--|----|------------|------------|------------|--|
| | | 2 | | | |
| | | 3 | | | |
| | | “ () ” | 2010 09 30 | 9999-12-31 | |
| | 5% | 2010 09 30 | 9999-12-31 | | |

| | | | | |
|--|----------|--|------------|-------------------------|
| | “ | | | |
| | ” | | | |
| | “ | | 2010 09 30 | 9999-12-31 |
| | ” | | | |
| | 2014 1 3 | | 2014 01 07 | 2014 1 7 2015 1 7 |
| | 8,200 | | | |

| | | | | | |
|--|--|---------------|--|------------|-------------------------|
| | | 12 | | | |
| | | 2014 12 15 | | 2015 01 05 | 2015 1 5 2015 4 6 |
| | | | | | |
| | | | | | |

1

| | 40,601,250 | 35.52% | 0 | 0 | 40,601,625 | 375 | 40,602,000 | 81,203,250 | 35.52% |
|---|-------------|---------|---|---|-------------|------|-------------|-------------|---------|
| 1 | 0 | 0.00% | 0 | 0 | 0 | 0 | 0 | 0 | 0.00% |
| 2 | 0 | 0.00% | 0 | 0 | 0 | 0 | 0 | 0 | 0.00% |
| 3 | 40,601,250 | 35.52% | 0 | 0 | 40,601,625 | 375 | 40,602,000 | 81,203,250 | 35.52% |
| | 0 | 0.00% | 0 | 0 | 0 | 0 | | 0 | 0.00% |
| | 40,601,250 | 35.52% | 0 | 0 | 40,601,625 | 375 | 40,602,000 | 0 | 0.00% |
| 4 | 0 | 0.00% | 0 | 0 | 0 | 0 | 0 | 0 | 0.00% |
| | 0 | 0.00% | 0 | 0 | 0 | 0 | 0 | 0 | 0.00% |
| | 0 | 0.00% | 0 | 0 | 0 | 0 | 0 | 0 | 0.00% |
| | 73,698,750 | 64.48% | 0 | 0 | 73,698,375 | -375 | 73,698,000 | 147,396,750 | 64.48% |
| 1 | 73,698,750 | 64.48% | 0 | 0 | 73,698,375 | -375 | 73,698,000 | 147,396,750 | 64.48% |
| 2 | 0 | 0.00% | 0 | 0 | 0 | 0 | 0 | 0 | 0.00% |
| 3 | 0 | 0.00% | 0 | 0 | 0 | 0 | 0 | 0 | 0.00% |
| 4 | 0 | 0.00% | 0 | 0 | 0 | 0 | 0 | 0 | 0.00% |
| | 114,300,000 | 100.00% | 0 | 0 | 114,300,000 | 0 | 114,300,000 | 228,600,000 | 100.00% |

2014

10

10

114,300,000

2014 12 31

114,300,000

228,600,000

| | | 33.31% | 76,140,000 | 380700 | 57,105,000 | 19,035,000 | | 7,000,000 |
|--|--|--------|------------|-----------|------------|------------|--|------------|
| | | 11.10% | 25,380,000 | 126900 | 19,035,000 | 6,345,000 | | 23,696,860 |
| | | 4.99% | 11,400,000 | 114000 | 0 | 11,400,000 | | |
| | | 4.05% | 9,260,000 | -343000 | 0 | 9,260,000 | | |
| | | 2.06% | 4,720,000 | 472000 | 0 | 4,720,000 | | |
| | | 1.46% | 3,346,860 | 334686 | 0 | 3,346,860 | | |
| | | 1.36% | 3,120,000 | 312000 | 0 | 3,120,000 | | |
| | | 1.24% | 2,835,324 | 2,835,324 | 0 | 2,835,324 | | |
| | | 1.03% | 2,358,505 | 2,358,505 | 0 | 2,358,505 | | |
| | | 1.01% | 2,300,598 | 2,300,598 | 0 | 2,300,598 | | |

| | | 19,035,000 | 19,035,000 |
|----|----|------------|------------|
| | | 11,400,000 | 11,400,000 |
| | | 9,260,000 | 9,260,000 |
| | | 6,345,000 | 6,345,000 |
| | | 4,720,000 | 4,720,000 |
| | | 3,346,860 | 3,346,860 |
| | | 3,120,000 | 3,120,000 |
| | | 2,835,324 | 2,835,324 |
| | | 2,358,505 | 2,358,505 |
| | | 2,300,598 | 2,300,598 |
| 10 | | | |
| 10 | 10 | | |
| 4 | | | |

10

10

10

10

1

| | | | | | | | | | | |
|--|----|----|------------|-------|---|-------------|---|---|---|---|
| | | | | | | | | | | |
| | | | 38,070,000 | 0 | 0 | 76,140,000 | 0 | 0 | 0 | 0 |
| | | | 12,690,000 | 0 | 0 | 25,380,000 | 0 | 0 | 0 | 0 |
| | | | 540,000 | 0 | 0 | 1,080,000 | 0 | 0 | 0 | 0 |
| | | | 540,000 | 0 | 0 | 1,080,000 | 0 | 0 | 0 | 0 |
| | | | 0 | 0 | 0 | 0 | 0 | 0 | 0 | 0 |
| | | | 0 | 1,000 | 0 | 1,000 | 0 | 0 | 0 | 0 |
| | | | 0 | 0 | 0 | 0 | 0 | 0 | 0 | 0 |
| | | | 0 | 0 | 0 | 0 | 0 | 0 | 0 | 0 |
| | | | 0 | 0 | 0 | 0 | 0 | 0 | 0 | 0 |
| | | | 675,000 | 0 | 0 | 1,350,000 | 0 | 0 | 0 | 0 |
| | | | 1,080,000 | 0 | 0 | 2,160,000 | 0 | 0 | 0 | 0 |
| | | | 0 | 0 | 0 | 0 | 0 | 0 | 0 | 0 |
| | | | 540,000 | 0 | 0 | 1,080,000 | 0 | 0 | 0 | 0 |
| | | | 0 | 0 | 0 | 0 | 0 | 0 | 0 | 0 |
| | -- | -- | 54,135,000 | 1,000 | 0 | 108,271,000 | 0 | 0 | 0 | 0 |

1

2015 06 30

| | | |
|--|----------------|----------------|
| | | |
| | | |
| | 296,992,606.12 | 515,970,004.73 |
| | | |
| | | |
| | | |
| | | |
| | 19,982,002.63 | 75,755,288.58 |
| | 400,252,966.76 | 299,105,960.46 |
| | 50,097,234.05 | 3,213,386.36 |
| | | |
| | | |
| | | |
| | 337,730.94 | 1,856,222.19 |
| | | |
| | 8,682,433.53 | 6,089,565.61 |
| | | |
| | 211,723,053.54 | 127,407,106.00 |

| | | |
|--|------------------|------------------|
| | | |
| | | |
| | 20,642,286.13 | 7,493,811.49 |
| | 1,008,710,313.70 | 1,036,891,345.42 |
| | | |
| | | |
| | 3,361,250.00 | 3,121,250.00 |
| | | |
| | | |
| | 40,168,677.36 | 24,526,601.30 |
| | | |
| | 29,778,166.05 | 26,981,294.82 |
| | 233,422,439.85 | 230,792,939.85 |
| | | |
| | | |
| | | |
| | 32,415,104.92 | 32,546,268.45 |
| | | |
| | 184,275,749.04 | |
| | 7,082,320.97 | 5,365,973.02 |
| | 10,526,835.35 | 10,441,999.07 |
| | 10,592,314.00 | 10,592,314.00 |
| | 551,622,857.54 | 344,368,640.51 |
| | 1,560,333,171.24 | 1,381,259,985.93 |
| | | |
| | 50,000,000.00 | |
| | | |
| | | |
| | | |

| | | |
|--|----------------|----------------|
| | 156,219,407.83 | 116,225,757.26 |
| | 25,999,406.53 | 32,140,589.98 |
| | | |
| | | |
| | 1,123,615.46 | 25,200,414.74 |
| | 9,889,856.01 | 13,319,196.69 |
| | | |
| | | |
| | 25,362,965.39 | 904,410.55 |
| | | |
| | | |
| | | |
| | | |
| | | |
| | | |
| | | |
| | | |
| | 364,683,793.98 | 236,638,295.61 |
| | | |
| | | |
| | | |
| | | |
| | | |
| | | |
| | | |
| | | |
| | | |
| | | |
| | 14,870,000.00 | 11,320,000.00 |
| | | |
| | | |
| | 14,870,000.00 | 11,320,000.00 |
| | 379,553,793.98 | 247,958,295.61 |
| | | |
| | 228,600,000.00 | 114,300,000.00 |
| | | |

| | | |
|--|------------------|------------------|
| | | |
| | | |
| | 574,053,443.58 | 671,145,093.66 |
| | | |
| | | |
| | | |
| | 17,440,475.56 | 17,440,475.56 |
| | | |
| | 356,977,305.37 | 327,492,908.55 |
| | 1,177,071,224.51 | 1,130,378,477.77 |
| | 3,708,152.75 | 2,923,212.55 |
| | 1,180,779,377.26 | 1,133,301,690.32 |
| | 1,560,333,171.24 | 1,381,259,985.93 |

2

| | | |
|--|----------------|----------------|
| | | |
| | | |
| | 165,027,835.76 | 354,446,108.16 |
| | | |
| | | |
| | 18,807,627.90 | 75,695,657.58 |
| | 379,437,130.86 | 298,964,114.51 |
| | 2,017,540.82 | 3,082,586.36 |
| | 185,076.61 | 1,451,084.12 |
| | | |
| | 22,489,435.27 | 17,983,659.53 |
| | 183,721,165.20 | 134,309,360.30 |
| | | |
| | | |
| | 20,642,286.13 | 7,493,811.49 |
| | 792,328,098.55 | 893,426,382.05 |

| | | |
|--|------------------|------------------|
| | | |
| | 3,121,250.00 | 3,121,250.00 |
| | | |
| | | |
| | 811,228,677.36 | 543,586,601.30 |
| | | |
| | 25,449,376.25 | 23,818,669.90 |
| | | |
| | | |
| | | |
| | | |
| | 1,806,973.01 | 1,824,618.46 |
| | | |
| | | |
| | 3,738,054.06 | 4,269,621.98 |
| | 8,238,386.29 | 8,238,386.29 |
| | 10,592,314.00 | 10,592,314.00 |
| | 864,175,030.97 | 595,451,461.93 |
| | 1,656,503,129.52 | 1,488,877,843.98 |
| | | |
| | 50,000,000.00 | |
| | | |
| | | |
| | 96,088,542.76 | 48,847,926.39 |
| | 445,232,918.94 | 364,601,551.65 |
| | 24,585,457.19 | 32,140,589.98 |
| | 26.25 | 19,404,455.90 |
| | 6,748,108.03 | 7,166,716.99 |
| | | |
| | | |
| | 129,602,462.05 | 104,760,011.86 |
| | | |

| | | |
|--|------------------|------------------|
| | | |
| | | |
| | 752,257,515.22 | 576,921,252.77 |
| | | |
| | | |
| | | |
| | | |
| | | |
| | | |
| | | |
| | | |
| | | |
| | 11,950,000.00 | 6,100,000.00 |
| | | |
| | | |
| | 11,950,000.00 | 6,100,000.00 |
| | 764,207,515.22 | 583,021,252.77 |
| | | |
| | 228,600,000.00 | 114,300,000.00 |
| | | |
| | | |
| | | |
| | 569,392,871.56 | 668,211,755.86 |
| | | |
| | | |
| | | |
| | 17,440,475.56 | 17,440,475.56 |
| | 76,862,267.18 | 105,904,359.79 |
| | 892,295,614.30 | 905,856,591.21 |
| | 1,656,503,129.52 | 1,488,877,843.98 |

3

| | | |
|--|--|--|
| | | |
|--|--|--|

| | | |
|-----|----------------|----------------|
| | 343,317,374.79 | 280,079,545.30 |
| | 343,317,374.79 | 280,079,545.30 |
| | | |
| | | |
| | 327,678,560.68 | 242,162,925.36 |
| | 212,335,737.35 | 160,451,148.76 |
| | | |
| | | |
| | | |
| | | |
| | | |
| | 3,634,951.49 | 1,854,996.78 |
| | 33,769,945.08 | 34,707,567.11 |
| | 76,715,250.45 | 52,647,654.56 |
| | -3,567,240.72 | -9,339,336.29 |
| | 4,789,917.03 | 1,840,894.44 |
| “ ” | | |
| “ ” | 642,076.06 | 220,458.95 |
| | 642,076.06 | 220,458.95 |
| “ ” | | |
| “ ” | 16,280,890.17 | 38,137,078.89 |
| | 20,831,161.79 | 11,279,969.40 |
| | | |
| | 91,809.57 | 342,492.95 |
| | | |
| “ ” | 37,020,242.39 | 49,074,555.34 |
| | 1,035,905.37 | 2,370,004.86 |
| “ ” | 35,984,337.02 | 46,704,550.48 |
| | 35,199,396.82 | 46,517,444.22 |

| | | |
|----|---------------|---------------|
| | 784,940.20 | 187,106.26 |
| | | |
| | | |
| | | |
| 1. | | |
| 2. | | |
| | | |
| 1. | | |
| 2. | | |
| 3. | | |
| 4. | | |
| 5. | | |
| 6. | | |
| | | |
| | 35,984,337.02 | 46,704,550.48 |
| | 35,199,396.82 | 46,517,444.22 |
| | 784,940.20 | 187,106.26 |
| | | |
| | 0.15 | 0.205 |
| | 0.15 | 0.205 |
| | 0.00 | 0.00 |

4

| | | |
|-----|----------------|----------------|
| | | |
| | 343,272,907.59 | 279,602,887.53 |
| | 299,931,358.45 | 205,141,219.78 |
| | 2,055,654.89 | 1,225,612.39 |
| | 23,435,128.13 | 24,156,002.27 |
| | 46,586,187.06 | 33,957,962.02 |
| | -1,869,654.40 | -3,105,137.01 |
| | 5,007,241.00 | 1,841,608.96 |
| “ ” | | |
| “ ” | 642,076.06 | 220,458.95 |
| | 642,076.06 | 220,458.95 |
| “ ” | -31,230,931.48 | 16,606,078.07 |
| | 7,988,660.61 | 5,351,338.48 |
| | | |
| | 84,821.74 | 342,492.95 |
| | | |
| “ ” | -23,327,092.61 | 21,614,923.60 |
| | | |
| “ ” | -23,327,092.61 | 21,614,923.60 |
| | | |
| | | |
| 1. | | |
| 2. | | |
| | | |
| 1. | | |

| | | |
|----|----------------|---------------|
| | | |
| 2. | | |
| 3. | | |
| 4. | | |
| 5. | | |
| 6. | | |
| | -23,327,092.61 | 21,614,923.60 |
| | | |
| | -0.100 | 0.095 |
| | -0.100 | 0.095 |

5

| | | |
|--|----------------|----------------|
| | | |
| | | |
| | 364,894,536.92 | 244,732,609.53 |
| | | |
| | | |
| | | |
| | | |
| | | |
| | | |
| | | |
| | | |
| | | |
| | | |
| | 17,031,252.48 | 11,278,355.32 |
| | 7,086,339.40 | 4,039,163.63 |
| | 389,012,128.80 | 260,050,128.48 |

| | | |
|--|-----------------|----------------|
| | 233,249,243.03 | 195,139,209.11 |
| | | |
| | | |
| | | |
| | | |
| | | |
| | 87,353,212.06 | 61,810,609.89 |
| | 38,340,282.83 | 20,275,130.67 |
| | 32,719,082.61 | 37,115,043.91 |
| | 391,661,820.53 | 314,339,993.58 |
| | -2,649,691.73 | -54,289,865.10 |
| | | |
| | | |
| | | |
| | | 5,599.00 |
| | | |
| | 6,250,000.00 | 1,930,000.00 |
| | 6,250,000.00 | 1,935,599.00 |
| | 48,776,730.38 | 58,153,807.26 |
| | 15,000,000.00 | |
| | | |
| | 206,467,359.78 | |
| | | |
| | 270,244,090.16 | 58,153,807.26 |
| | -263,994,090.16 | -56,218,208.26 |
| | | |
| | | |
| | 50,000,000.00 | |

| | | |
|--|-----------------|-----------------|
| | | |
| | 3,109,053.30 | 7,702,179.24 |
| | 53,109,053.30 | 7,702,179.24 |
| | | |
| | 5,442,670.02 | 4,540,500.00 |
| | | |
| | 14,249,364.63 | 6,875,200.00 |
| | 19,692,034.65 | 11,415,700.00 |
| | 33,417,018.65 | -3,713,520.76 |
| | | |
| | -233,226,763.24 | -114,221,594.12 |
| | 496,743,338.75 | 670,754,556.20 |
| | 263,516,575.51 | 556,532,962.08 |

6

| | | |
|--|----------------|----------------|
| | | |
| | | |
| | 364,738,724.92 | 243,953,279.53 |
| | 7,264,007.24 | 5,351,338.47 |
| | 5,518,082.99 | 133,375,568.06 |
| | 377,520,815.15 | 382,680,186.06 |
| | 268,686,503.03 | 215,552,859.11 |
| | 57,799,560.64 | 46,114,015.27 |
| | 19,752,663.70 | 12,819,476.69 |
| | 30,412,480.84 | 158,652,399.26 |
| | 376,651,208.21 | 433,138,750.33 |
| | 869,606.94 | -50,458,564.27 |
| | | |
| | | |
| | | |

| | | |
|--|-----------------|-----------------|
| | | |
| | | |
| | 6,250,000.00 | 430,000.00 |
| | 6,250,000.00 | 430,000.00 |
| | 931,701.00 | 1,306,421.70 |
| | 241,800,000.00 | 130,000,000.00 |
| | | |
| | | |
| | 242,731,701.00 | 131,306,421.70 |
| | -236,481,701.00 | -130,876,421.70 |
| | | |
| | | |
| | 50,000,000.00 | |
| | | |
| | 1,636,491.68 | 2,791,719.99 |
| | 51,636,491.68 | 2,791,719.99 |
| | | |
| | 5,442,670.02 | 4,540,500.00 |
| | 14,249,364.63 | 6,875,200.00 |
| | 19,692,034.65 | 11,415,700.00 |
| | 31,944,457.03 | -8,623,980.01 |
| | | |
| | -203,667,637.03 | -189,958,965.98 |
| | 335,219,442.18 | 484,272,432.22 |
| | 131,551,805.15 | 294,313,466.24 |

| | 114,300,000.00 | | | | 671,145,093.66 | | | | 17,440,475.56 | | 327,492,908.55 | 2,923,212.55 | 1,133,301,690.32 |
|--|----------------|--|--|--|----------------|--|--|--|---------------|--|----------------|--------------|------------------|
| | | | | | | | | | | | | | |
| | | | | | | | | | | | | | |
| | | | | | | | | | | | | | |

| | | | | | | | | | | | | | |
|-----|------------------------|--|--|--|--------------------|--|--|--|-------------------|--|--------------------|------------------|--------------------------|
| | 114,30 0,000. 00 | | | | 641,920 ,393.65 | | | | 14,194, 970.80 | | 262,587 ,027.37 | 2,932,6 28.78 | 1,035,9 35,020. 60 |
| “ ” | | | | | 29,224, 700.01 | | | | 3,245,5 04.76 | | 64,905, 881.18 | -9,416. 23 | 97,366, 669.72 |
| | | | | | | | | | | | 79,581, 385.94 | -9,416. 23 | 79,571, 969.71 |
| | | | | | 29,224, 700.01 | | | | | | | | 29,224, 700.01 |
| 1 | | | | | | | | | | | | | |
| 2 | | | | | | | | | | | | | |
| 3 | | | | | 29,224, 700.01 | | | | | | | | 29,224, 700.01 |
| 4 | | | | | | | | | | | | | |
| | | | | | | | | | 3,245,5 04.76 | | -14,675, 504.76 | | -11,430, 000.00 |
| 1 | | | | | | | | | 3,245,5 04.76 | | -3,245,5 04.76 | | |
| 2 | | | | | | | | | | | | | |
| 3 | | | | | | | | | | | -11,430, 000.00 | | -11,430, 000.00 |
| 4 | | | | | | | | | | | | | |
| | | | | | | | | | | | | | |
| 1 | | | | | | | | | | | | | |
| 2 | | | | | | | | | | | | | |
| 3 | | | | | | | | | | | | | |
| 4 | | | | | | | | | | | | | |
| | | | | | | | | | | | | | |
| 1 | | | | | | | | | | | | | |

| | | | | | | | | | | | | | |
|---|------------------------|--|--|--|--------------------|--|--|--|-------------------|--|--------------------|------------------|--------------------------|
| 2 | | | | | | | | | | | | | |
| | | | | | | | | | | | | | |
| | 114,30 0,000. 00 | | | | 671,145 ,093.66 | | | | 17,440, 475.56 | | 327,492 ,908.55 | 2,923,2 12.55 | 1,133,3 01,690. 32 |

8

| | 114,300, 000.00 | | | | 668,211,7 55.86 | | | | | 17,440,47 5.56 | 105,904 ,359.79 | 905,856,5 91.21 | |
|-----|--------------------|--|--|--|--------------------|--|--|--|--|-------------------|--------------------|--------------------|--|
| | | | | | | | | | | | | | |
| | | | | | | | | | | | | | |
| | 114,300, 000.00 | | | | 668,211,7 55.86 | | | | | 17,440,47 5.56 | 105,904 ,359.79 | 905,856,5 91.21 | |
| “ ” | 114,300, 000.00 | | | | -98,818,8 84.30 | | | | | | -29,042, 092.61 | -13,560,9 76.91 | |
| | | | | | | | | | | | -23,327, 092.61 | -23,327,0 92.61 | |
| | | | | | 15,481,11 5.70 | | | | | | | 15,481,11 5.70 | |
| 1 | | | | | | | | | | | | | |
| 2 | | | | | | | | | | | | | |
| 3 | | | | | 15,481,11 5.70 | | | | | | | 15,481,11 5.70 | |
| 4 | | | | | | | | | | | | | |
| | | | | | | | | | | | -5,715,0 00.00 | -5,715,00 0.00 | |

| | | | | | | | | | | | |
|---|----------------|--|--|--|-----------------|--|--|--|---------------|---------------|----------------|
| 1 | | | | | | | | | | | |
| 2 | | | | | | | | | | -5,715,000.00 | -5,715,000.00 |
| 3 | | | | | | | | | | | |
| | 114,300,000.00 | | | | -114,300,000.00 | | | | | | |
| 1 | 114,300,000.00 | | | | -114,300,000.00 | | | | | | |
| 2 | | | | | | | | | | | |
| 3 | | | | | | | | | | | |
| 4 | | | | | | | | | | | |
| 1 | | | | | | | | | | | |
| 2 | | | | | | | | | | | |
| | 228,600,000.00 | | | | 569,392,871.56 | | | | 17,440,475.56 | 76,862,267.18 | 892,295,614.30 |

| | | | | | | | | | | | |
|-----|----------------|--|--|--|----------------|--|--|--|---------------|---------------|----------------|
| | | | | | | | | | | | |
| | 114,300,000.00 | | | | 641,920,393.65 | | | | 14,194,970.80 | 88,124,816.91 | 858,540,181.36 |
| | | | | | | | | | | | |
| | | | | | | | | | | | |
| | 114,300,000.00 | | | | 641,920,393.65 | | | | 14,194,970.80 | 88,124,816.91 | 858,540,181.36 |
| “ ” | | | | | 26,291,362.21 | | | | 3,245,504.76 | 17,779.00 | 47,316,400.85 |
| | | | | | | | | | | | |

5,04

| | | | | | | | | | | |
|---|--------------------|--|--|--|--------------------|--|--|-------------------|--------------------|--------------------|
| | | | | | | | | | 047.64 | 7.64 |
| | | | | | 26,291,36 2.21 | | | | | 26,291,36 2.21 |
| 1 | | | | | | | | | | |
| 2 | | | | | | | | | | |
| 3 | | | | | 26,291,36 2.21 | | | | | 26,291,36 2.21 |
| 4 | | | | | | | | | | |
| | | | | | | | | 3,245,504 .76 | -14,675, 504.76 | -11,430,0 00.00 |
| 1 | | | | | | | | 3,245,504 .76 | -3,245,5 04.76 | |
| 2 | | | | | | | | | -11,430, 000.00 | -11,430,0 00.00 |
| 3 | | | | | | | | | | |
| | | | | | | | | | | |
| 1 | | | | | | | | | | |
| 2 | | | | | | | | | | |
| 3 | | | | | | | | | | |
| 4 | | | | | | | | | | |
| | | | | | | | | | | |
| 1 | | | | | | | | | | |
| 2 | | | | | | | | | | |
| | | | | | | | | | | |
| | 114,300, 000.00 | | | | 668,211,7 55.86 | | | 17,440,47 5.56 | 105,904 ,359.79 | 905,856,5 91.21 |

1

(“ ” “ ”)
“ ” 2001 7 31

40.00% 90.00 300.00 120.00
 90.00 30.00% [2001] 347
 4403012070860
 2001 12 12 30.00%
 70.00% 30.00% 2002
 1 28
 2004 5 21 1,200.00
 1,500.00
 86.00% 14.00% 2004 5 31
 (2004) 159
 2007 12 13 2,500.00
 4,000.00 86.00%
 14.00% 2007 12 20
 [2007]152
 2008 3 10 86.00%
 4,449.64
 13
 2008 3 24

| | () | |
|--|-------|---------|
| | 2,115 | 52.875% |
| | 705 | 17.625% |
| | 705 | 17.625% |
| | 40 | 1.000% |
| | 40 | 1.000% |
| | 60 | 1.500% |
| | 40 | 1.000% |
| | 40 | 1.000% |
| | 40 | 1.000% |
| | 60 | 1.500% |
| | 50 | 1.250% |
| | 35 | 0.875% |
| | 60 | 1.500% |
| | 50 | 1.250% |
| | 4,000 | 100% |

2008 4 8 2008 3 2008 4 8
 2008 3 31
 59,860,459.32 4,000.00 1:1 4,000
 4,000.00 [2008]35 2008 4 25
 440301103074776
 2008 7

2008
 750.00 4,750.00
 () ()
 11 5,002.50
 750.00 4,252.50
 4,750.00 [2008]74
 2008 7 18
 2009 6 5 () 1.684%
 2009 6 22
 2009 6 22 () 2.105%
 2009 6 22
 2009 7 15 (“ ”)
 120 (“ ”) 2009 8 10
 (2009 12)
 2009 8 26
 2009 T-10801
 2.5263%
 2009 9 27
 120 900.00 484.02
 20 10 50
 20 2009 9 30
 2009 9 30

| | | |
|--|-------|----------|
| | () | |
| | 2,115 | 44.5263% |
| | 705 | 14.8421% |
| | 705 | 14.8421% |
| | 160 | 3.3684% |
| | 100 | 2.1053% |
| | 80 | 1.6842% |
| | 60 | 1.2632% |
| | 60 | 1.2632% |
| | 60 | 1.2632% |
| | 50 | 1.0526% |
| | 50 | 1.0526% |
| | 50 | 1.0526% |
| | 50 | 1.0526% |
| | 50 | 1.0526% |

| | | |
|--|-------|---------|
| | 50 | 1.0526% |
| | 50 | 1.0526% |
| | 40 | 0.8421% |
| | 40 | 0.8421% |
| | 40 | 0.8421% |
| | 40 | 0.8421% |
| | 40 | 0.8421% |
| | 35 | 0.7368% |
| | 30 | 0.6316% |
| | 20 | 0.4211% |
| | 20 | 0.4211% |
| | 20 | 0.4211% |
| | 20 | 0.4211% |
| | 10 | 0.2105% |
| | 4,750 | 100% |

[2010]1292

| | | |
|---------------|------------------|---------------|
| | 2010 10 8 | (A) 1,600 |
| 1.00 | 43.33 2010 10 13 | 69,328.00 |
| 46,945,065.67 | 646,334,934.33 | |
| “ | [2010]124 ” | |
| | 2011 4 21 | 6,350 10 2 |
| | () | 10 8 5,080.00 |
| 11,430 | | |
| | 2015 4 30 | 11,430 10 0.5 |
| | () | 10 10 11,430 |
| 22,860 | | |

2

3

POS

4

(POS)

(POS)

5

6

2015 8 13

7

| | | | | | |
|--|--|--|--|--|--|
| | | | | | |
|--|--|--|--|--|--|

| | | | | | |
|--|--|--|--|--|--|
| | | | | | |
|--|--|--|--|--|--|

100%

100%

11,000

*1

| | | | | | |
|----|--|--|--|--|--|
| *7 | | | | | |
|----|--|--|--|--|--|

*1 “ ” 2007 11 50.00
 100% () [2007]165
 2009 2 24 950.00 ()
 [2009]22 2009 3 9 1,000.00
 100%
 2011 4 1 10,000.00
 [2011]121 11,000.00 100%
 2011 5 19

*2 (“ ”) 2009 4 15 300.00 100%
 (2009)5-024
 2009 6 16 1,000.00
 (2009)196 2009 6 17 1,300.00
 100%

*3 (“ ”) 2009 5 7 300.00
 100% (2009) X044

*4 (“ ”) 2011 8 17
 15,000.00 3,000.00 2,700 90.00%
 (2011)303 2012 6 15 10,800.00
 13,800.00 [2012] 193 2014 2 26
 13,000 [2014] 028
 2012 5 21 15,000.00 27,806.00
 12,806.00 26,606.00
 26,306.00 [2012] 314
 2014 1 3 27,806 40,806 2014 2 26
 13,000 [2014] 028

5* (“ ”) 2015 3 10 20,000.00

6* (“ ”) 2015 4 23 6,000.00

7* (“ ”) 2015 5 14
 25,200 22,680 2015 6 30

1

) (“ ”)
 15 — (2014)

2

12

1

2

1 1 12 31

3

1 1 12 31

4

5

1

1
2
3
4

2

1

2

3

1

2

6

7

8

9

1

2

"

"

10

1

2

1

1

2

3

1

2

3

4

2

3

1

()

2

3

4

5

3.

1
2

50% 50%

20% 20%

50%

2

7.

1
2

11

1

| | |
|--|-----|
| | 100 |
| | |

2

| | |
|--|--|
| | |
| | |

| | | |
|--|--|--|
| | | |
|--|--|--|

| | | | |
|---|---|---------|---------|
| 1 | 1 | 5.00% | 5.00% |
| 1 | 2 | 20.00% | 20.00% |
| 2 | 3 | 50.00% | 50.00% |
| 3 | | 100.00% | 100.00% |

3

| | |
|--|--|
| | |
| | |

12

1.

1.

1.

1.

1.

1

2
3

1. 3

1

22 —

2

22 —

3

22 —

4

5

22 —

4

1
2
3
4

1

22 —

2

1

2

5

1

3

4

2

5

15

16

1

1

2

2

| | | 40 | 5.00% | 2.375% |
|-----|--|----|-------|--------|
| | | 5 | 5.00% | 19% |
| | | 5 | 5.00% | 19% |
| POS | | 5 | 5.00% | 19% |
| | | 5 | 5.00% | 19% |

3

17

1

2

18

1

1

2

3

2

3

3

4

19

20

21

1

1

2

1

| | | |
|--|----|--|
| | | |
| | 50 | |
| | 5 | |

2

2**1****2**

1

2

3

4

5

2

3

4

25

1

2

26

1.

1.

1

6

2

3

4

5

1.

1.

1.

27

28

1

2

1

2

29

1

2

30

/

()

1

1

2

2

1

2

3

3

1

2

31

1

1

2

2

1

2

32

33

1

2

34

1

| | | |
|--|--|--------|
| | | |
| | | 17% 6% |
| | | 5% |
| | | 7% |
| | | 3% |
| | | 2% |

| | |
|--|-------|
| | |
| | 15% |
| | 15% |
| | 12.5% |
| | 25% |
| | 0% |
| | 15% |
| | 25% |
| | 25% |

2

(1)

[2011]4

17

3

V2.0 2007 12 2001 8 (R-2001-0043) POS
(DGY-2007-1230) 2008 4

, () “
V1.0” “ SZM11 V4.0”
(2001-1-19) 2008 3 31 (DGY-2008-0172 DGY-2008-0173) 2008 11

2011 1 1

[2011]100

“

17%

3%

”

2002 12 31

(R-2002-0057)

(2)

2011 10 31

GF201144200147

2014

9 30

GF201444201725

2015

15%

[2015]890

2014 1 1 2016 12 31 15%

[2012]27

2015 1 1

2015 12 31

2011 10 14

GF201133000515

2014 9 29

GR201433000480

2013-2015

15%

3**1**

| | | |
|--|----------------|----------------|
| | | |
| | 33,006.24 | 99,745.11 |
| | 263,483,569.27 | 496,643,593.64 |
| | 33,476,030.61 | 19,226,665.98 |
| | 296,992,606.12 | 515,970,004.73 |

1

| | | |
|--|---------------|---------------|
| | | |
| | 26,462,364.73 | 12,213,000.10 |
| | 7,013,665.88 | 7,013,665.88 |
| | 33,476,030.61 | 19,226,665.98 |

2

| | | |
|--|--|--|
| | | |
|--|--|--|

3

4

1

| | | |
|--|---------------|---------------|
| | | |
| | 19,082,002.63 | 75,755,288.58 |
| | 900,000.00 | |
| | 19,982,002.63 | 75,755,288.58 |

2

| | |
|--|--|
| | |
|--|--|

3

| | | |
|--|--|--|
| | | |
|--|--|--|

4

| | |
|--|--|
| | |
|--|--|

5

1

| | 430,317,794.34 | 100.00% | 30,064,827.58 | 6.98% | 400,252,966.76 | 319,187,964.41 | 100.00% | 20,082,003.95 | 6.29% | 299,105,960.46 |
|--|----------------|---------|---------------|-------|----------------|----------------|---------|---------------|-------|----------------|
| | 430,317,794.34 | 100.00% | 30,064,827.58 | 6.98% | 400,252,966.76 | 319,187,964.41 | 100.00% | 20,082,003.95 | 6.29% | 299,105,960.46 |

| 1 | | | |
|-----|----------------|---------------|---------|
| 1 | 404,780,817.01 | 20,239,040.86 | 5.00% |
| 1 2 | 17,204,782.22 | 3,440,956.44 | 20.00% |
| 2 3 | 3,894,729.66 | 1,947,364.83 | 50.00% |
| 3 | 4,437,465.45 | 4,437,465.45 | 100.00% |
| | 430,317,794.34 | 30,064,827.58 | 6.98% |

2

| | | | | |
|--|--|----------------|-----|--------|
| | | 165,769,623.06 | 1 | 38.52% |
| | | 452,626.99 | 1 2 | 0.11% |
| | | 59,527,243.55 | 1 | 13.83% |
| | | 2,439,224.00 | 1 2 | 0.57% |
| | | 1,489.00 | 2-3 | 0.00% |
| | | 14,616,944.96 | 1 | 3.40% |
| | | 12,332,623.25 | 1 | 2.87% |
| | | 9,589,060.00 | 1 | 2.23% |
| | | 6,900.00 | 1 2 | 0.00% |
| | | 264,735,734.81 | | 61.52% |

5

6

6

1

| 1 | 49,669,005.83 | 99.15% | 2,860,158.14 | 89.01% |
|-----|---------------|--------|--------------|--------|
| 1 2 | 353,228.22 | 0.70% | 353,228.22 | 10.99% |
| 2 3 | 75,000.00 | 0.15% | | |
| | 50,097,234.05 | -- | 3,213,386.36 | -- |

1

2

| | | | | |
|--|--|---------------|---|--|
| | | | | |
| | | 36,938,455.00 | 1 | |
| | | 7,231,673.58 | 1 | |
| | | 861,752.14 | 1 | |
| | | 677,300.00 | 1 | |
| | | 442,559.60 | 1 | |
| | | 46,151,740.32 | | |

7

1

| | | |
|--|------------|--------------|
| | | |
| | 337,730.94 | 1,856,222.19 |
| | 337,730.94 | 1,856,222.19 |

2

| | | | | |
|--|--|--|--|--|
| | | | | |
|--|--|--|--|--|

8

1

| | | |
|-----|--|--|
| () | | |
|-----|--|--|

2

1

| | | | | |
|-----|--|--|--|--|
| () | | | | |
|-----|--|--|--|--|

9

1

| | | | | | | | | | | |
|--|----------|--------|----------|--------|-----------|---------|---------|-----------|--------|-------------|
| | | | | | | | | | | |
| | | | | | | | | | | |
| | | | | | | | | | | |
| | 10,154,4 | 82.23% | 3,166,66 | 31.18% | 6,987,830 | 7,854,9 | 100.00% | 1,765,382 | 22.47% | 6,089,565.6 |

| | | | | | | | | | | |
|--|---------------|---------|--------------|--------|--------------|--------------|---------|--------------|--------|--------------|
| | 93.43 | | 2.90 | | .53 | 47.82 | | .21 | | 1 |
| | 2,194,603.00 | 17.77% | 500,000.00 | 22.78% | 1,694,603.00 | | | | | |
| | 12,349,096.43 | 100.00% | 3,666,662.90 | 29.69% | 8,682,433.53 | 7,854,947.82 | 100.00% | 1,765,382.21 | 22.47% | 6,089,565.61 |

| | | | |
|-----|--------------|--------------|---------|
| | | | |
| | | | |
| 1 | | | |
| 1 | 5,271,040.52 | 263,352.00 | 5.00% |
| 1 2 | 1,608,340.02 | 321,668.00 | 20.00% |
| 2 3 | 386,940.00 | 193,470.00 | 50.00% |
| 3 | 2,388,172.89 | 2,388,172.89 | 100.00% |
| | 9,654,493.43 | 3,166,662.90 | 32.80% |

2

1,057,556.72

0.00

| | | |
|--|--|--|
| | | |
|--|--|--|

3

| | |
|--|--|
| | |
|--|--|

| | | | | | |
|--|--|--|--|--|--|
| | | | | | |
|--|--|--|--|--|--|

4

| | | | |
|--|--|---------------|--------------|
| | | | |
| | | 5,101,117.21 | 1,552,679.61 |
| | | 5,334,625.60 | 6,177,186.26 |
| | | 571,097.58 | 125,081.95 |
| | | 1,342,256.04 | |
| | | 12,349,096.43 | 7,854,947.82 |

5

| | | | | | |
|--|----|--------------|-----|--------|--------------|
| | | | | | |
| | | 1,373,440.00 | 1 | 11.12% | |
| | | 1,159,920.00 | 3 | 9.39% | 1,159,920.00 |
| | | 800,000.00 | 1 2 | 6.48% | 160,000.00 |
| | | 657,069.00 | 1 2 | 5.32% | 86,861.70 |
| | | 500,000.00 | 3 | 4.05% | 500,000.00 |
| | -- | 4,490,429.00 | -- | 36.36% | 1,906,781.70 |

6

| | | | | |
|--|--|--|--|--|
| | | | | |
|--|--|--|--|--|

7

8

10**1**

| | 39,917,750.78 | 1,435,110.52 | 38,482,640.26 | 26,264,411.71 | 1,156,324.92 | 25,108,086.79 |
|--|----------------|--------------|----------------|----------------|--------------|----------------|
| | 77,765,425.92 | 2,625,590.37 | 75,139,835.55 | 59,738,867.08 | 2,625,590.37 | 57,113,276.71 |
| | 16,225,498.45 | 159,922.86 | 16,065,575.59 | 5,049,967.93 | 98,688.36 | 4,951,279.57 |
| | 13,681,094.12 | 0.00 | 13,681,094.12 | 3,854,858.07 | | 3,854,858.07 |
| | 68,458,905.59 | 104,997.57 | 68,353,908.02 | 36,473,280.71 | 93,675.85 | 36,379,604.86 |
| | 216,048,674.86 | 4,325,621.32 | 211,723,053.54 | 131,381,385.50 | 3,974,279.50 | 127,407,106.00 |

2

| | 1,156,324.92 | | 278,785.60 | | | 1,435,110.52 |
|--|--------------|--|------------|--|--|--------------|
| | 2,625,590.37 | | | | | 2,625,590.37 |
| | 98,688.36 | | 61,234.50 | | | 159,922.86 |
| | | | | | | |
| | 93,675.85 | | 11,321.72 | | | 104,997.57 |
| | 3,974,279.50 | | 351,341.82 | | | 4,325,621.32 |

3**4**

| | |
|--|--|
| | |
|--|--|

11

| | | | | |
|--|--|--|--|--|
| | | | | |
|--|--|--|--|--|

12

| | | |
|--|--|--|
| | | |
|--|--|--|

13

| | | |
|--|---------------|--------------|
| | | |
| | 871,087.20 | 871,991.00 |
| | 19,771,198.93 | 6,621,820.49 |
| | 20,642,286.13 | 7,493,811.49 |

14

1

| | | | | | | |
|--|--------------|--|--------------|--------------|--|--------------|
| | | | | | | |
| | | | | | | |
| | 3,361,250.00 | | 3,361,250.00 | 3,121,250.00 | | 3,121,250.00 |
| | 3,361,250.00 | | 3,361,250.00 | 3,121,250.00 | | 3,121,250.00 |
| | 3,361,250.00 | | 3,361,250.00 | 3,121,250.00 | | 3,121,250.00 |

2

| | | |
|--|---|---|
| | Z | S |
|--|---|---|

| | | | | | | | | | | |
|--|------------------|------------|--|------------------|--|--|--|--|----|--|
| | | | | | | | | | | |
| | 3,121,250. 00 | 240,000.00 | | 3,361,250. 00 | | | | | -- | |

4

| | | | | | |
|--|--|--|--|--|--|
| | | | | | |
|--|--|--|--|--|--|

5

| | | | | | | |
|--|--|--|--|--|--|--|
| | | | | | | |
|--|--|--|--|--|--|--|

15

1

| | | | | | | |
|--|--|--|--|--|--|--|
| | | | | | | |
| | | | | | | |

2

| | | | | |
|--|--|--|--|--|
| | | | | |
|--|--|--|--|--|

3

16

1

| | | | | | | | |
|--|--|--|--|--|--|--|--|
| | | | | | | | |
| | | | | | | | |

2

3

17

| | | | | | | | | | | | |
|--|-----------|-----------|--|-----------|--|--|--|--|--|-----------|--|
| | | | | | | | | | | | |
| | | | | | | | | | | | |
| | | | | | | | | | | | |
| | | | | | | | | | | | |
| | 24,526,60 | | | 642,076.0 | | | | | | 25,168,67 | |
| | 1.30 | | | 6 | | | | | | 7.36 | |
| | | 15,000,00 | | | | | | | | 15,000,00 | |
| | | 0.00 | | | | | | | | 0.00 | |
| | 24,526,60 | 15,000,00 | | 642,076.0 | | | | | | 40,168,67 | |
| | 1.30 | 0.00 | | 6 | | | | | | 7.36 | |
| | 24,526,60 | 15,000,00 | | 642,076.0 | | | | | | 40,168,67 | |
| | 1.30 | 0.00 | | 6 | | | | | | 7.36 | |

2012 12 26

2,000.00

20%

2013 1 11 20%

2015 4 9

5,000.00

30%

2014 4 10

30%

1,500.00

18

1

2

3



19

1



| | | | | | | |
|----|--------------|--------------|--------------|--------------|---------------|---------------|
| 3. | 0.00 | 0.00 | 13,200.25 | 0.00 | 560,177.26 | 573,377.51 |
| 1 | 0.00 | 0.00 | 13,200.25 | 0.00 | 560,177.26 | 573,377.51 |
| | | | | | | |
| 4. | 263,540.04 | 1,379,389.26 | 8,837,558.02 | 4,305,714.97 | 6,149,706.08 | 20,935,908.37 |
| | | | | | | |
| 1. | | | | | | |
| 2. | | | | | | |
| 1 | | | | | | |
| | | | | | | |
| 3. | | | | | | |
| 1 | | | | | | |
| | | | | | | |
| 4. | | | | | | |
| | 2,712,526.81 | 773,693.49 | 6,285,814.18 | 1,776,439.73 | 18,229,691.84 | 29,778,166.05 |
| 1. | | 773,693.49 | 6,285,814.18 | 1,776,439.73 | 18,229,691.84 | 29,778,166.05 |
| 2. | | | | | | |

| | |
|--|--|
| | |
|--|--|

5

| | | |
|--|--|--|
| | | |
|--|--|--|

20

1

| | 233,422,439.85 | | 233,422,439.85 | 230,792,939.85 | | 230,792,939.85 |
|--|----------------|--|----------------|----------------|--|----------------|
| | 233,422,439.85 | | 233,422,439.85 | 230,792,939.85 | | 230,792,939.85 |

2

| | 278,060,000.00 | 230,792,939.85 | 2,629,500.00 | | | 233,422,439.85 | 83.95% | 90% | | | | |
|--|----------------|----------------|--------------|--|--|----------------|--------|-----|--|--|--|----|
| | 278,060,000.00 | 230,792,939.85 | 2,629,500.00 | | | 233,422,439.85 | -- | -- | | | | -- |

3

| | | |
|--|--|--|
| | | |
|--|--|--|

21

| | | |
|--|--|--|
| | | |
|--|--|--|

22

| | | |
|--|--|--|
| | | |
|--|--|--|

23

1

2

24

25

1

| | | | | | |
|----|---------------|--|--|--------------|---------------|
| | | | | | |
| | 33,376,838.80 | | | 4,119,628.88 | 37,496,467.68 |
| 1. | 33,376,838.80 | | | 3,269,778.13 | 36,646,616.93 |
| 2. | | | | 849,850.75 | 849,850.75 |
| 1 | | | | 299,360.66 | 299,360.66 |
| 2 | | | | | |
| 3 | | | | 550,490.09 | 550,490.09 |

| | | | | | |
|----|---------------|--|--|--------------|---------------|
| | | | | | |
| 3. | | | | | |
| 1 | | | | | |
| | | | | | |
| 4. | 33,376,838.80 | | | 4,119,628.88 | 37,496,467.68 |
| | 2,954,690.63 | | | 2,126,672.13 | 5,081,362.76 |
| 1. | 2,655,188.81 | | | 1,445,159.67 | 4,100,348.48 |
| 2. | 299,501.82 | | | 681,512.46 | 981,014.28 |
| 1 | 299,501.82 | | | 317,006.11 | 616,507.93 |
| 2 | | | | 364,506.35 | 364,506.35 |
| 3. | | | | | |
| 1 | | | | | |
| | | | | | |
| 4. | 2,954,690.63 | | | 2,126,672.13 | 5,081,362.76 |
| | | | | | |
| 1. | | | | | |
| 2. | | | | | |
| 1 | | | | | |
| | | | | | |
| 3. | | | | | |
| 1 | | | | | |
| | | | | | |
| 4. | | | | | |
| | 30,422,148.17 | | | 1,992,956.75 | 32,415,104.92 |
| 1. | 30,422,148.17 | | | 1,992,956.75 | 32,415,104.92 |
| 2. | 30,721,649.99 | | | 1,824,618.46 | 32,546,268.45 |

100%

2

| | | | |
|--|--|--|--|
| | | | |
|--|--|--|--|

26

| | | | | |
|--|--|--|--|--|
| | | | | |
|--|--|--|--|--|

27

1

| | | | | | |
|--|------|----------------|--|--|----------------|
| | | | | | |
| | 0.00 | 184,275,749.04 | | | 184,275,749.04 |
| | | 184,275,749.04 | | | 184,275,749.04 |

2

| | | | | |
|--|--|--|--|--|
| | | | | |
|--|--|--|--|--|

28

| | | | | |
|--|--------------|--------------|------------|--------------|
| | | | | |
| | 2,864,525.00 | 1,449,483.42 | 455,602.82 | 3,858,405.60 |
| | 45,000.02 | | 4,999.98 | 40,000.04 |
| | 2,456,448.00 | | 160,329.00 | 2,296,119.00 |

| | | | | | |
|--|--------------|--------------|------------|--|--------------|
| | | 883,632.10 | | | 883,632.10 |
| | | 4,164.23 | | | 4,164.23 |
| | 5,365,973.02 | 2,337,279.75 | 620,931.80 | | 7,082,320.97 |

29 /

1

| | | | | |
|--|---------------|--------------|---------------|--------------|
| | | | | |
| | | | | |
| | 33,219,516.22 | 4,929,213.40 | 25,601,457.11 | 3,809,038.97 |
| | | | 6,902,254.30 | 1,035,338.15 |

5

| | | | |
|--|--|--|--|
| | | | |
|--|--|--|--|

30

| | | |
|--|---------------|---------------|
| | | |
| | 10,592,314.00 | 10,592,314.00 |
| | 10,592,314.00 | 10,592,314.00 |

31

1

| | | |
|--|---------------|--|
| | | |
| | 50,000,000.00 | |
| | 50,000,000.00 | |

2

| | | | |
|--|--|--|--|
| | | | |
|--|--|--|--|

32

| | | |
|--|--|--|
| | | |
|--|--|--|

33

34

)Ö

| | | |
|--|--|--|
| | | |
|--|--|--|

2 1

| | | |
|--|--|--|
| | | |
|--|--|--|

3

| | |
|--|--|
| | |
|--|--|

37

1

| | | | | |
|---|---------------|---------------|---------------|--------------|
| | | | | |
| | 25,200,414.74 | 55,884,525.38 | 80,062,074.66 | 1,022,865.46 |
| - | | 2,149,059.37 | 2,048,309.37 | 100,750.00 |
| | 25,200,414.74 | 58,033,584.75 | 82,110,384.03 | 1,123,615.46 |

2

| | | | | |
|---|---------------|---------------|---------------|--------------|
| | | | | |
| 1 | 25,200,414.74 | 53,166,753.71 | 77,542,144.54 | 825,023.91 |
| 3 | | 1,301,355.97 | 1,216,205.97 | 85,150.00 |
| | | 1,141,586.01 | 1,066,836.01 | 74,750.00 |
| | | 38,575.45 | 35,975.45 | 2,600.00 |
| | | 121,194.51 | 113,394.51 | 7,800.00 |
| 4 | | 934,366.30 | 867,352.30 | 67,014.00 |
| 5 | | 482,049.40 | 436,371.85 | 45,677.55 |
| | 25,200,414.74 | 55,884,525.38 | 80,062,074.66 | 1,022,865.46 |

3

| | | | | |
|---|--|--------------|--------------|------------|
| | | | | |
| 1 | | 1,987,459.58 | 1,896,459.58 | 91,000.00 |
| 2 | | 161,599.79 | 151,849.79 | 9,750.00 |
| | | 2,149,059.37 | 2,048,309.37 | 100,750.00 |

38

| | | | |
|--|--|--------------|---------------|
| | | | |
| | | 7,442,976.23 | 9,974,535.01 |
| | | 297,617.48 | 1,334,510.57 |
| | | 931,436.27 | 530,995.96 |
| | | 558,121.77 | 666,917.71 |
| | | 398,663.76 | 476,375.15 |
| | | 261,040.50 | 335,862.29 |
| | | 9,889,856.01 | 13,319,196.69 |

39

| | | |
|--|--|--|
| | | |
|--|--|--|

| | | |
|--|--|--|
| | | |
|--|--|--|

40

| | | |
|--|--|--|
| | | |
|--|--|--|

1

41

1

| | | |
|--|---------------|------------|
| | | |
| | | 476,148.31 |
| | 162,965.39 | 428,262.24 |
| | 25,200,000.00 | |
| | 25,362,965.39 | 904,410.55 |

2 1

| | | |
|--|--|--|
| | | |
|--|--|--|

42

| | | |
|--|--|--|
| | | |
|--|--|--|

43

| | | |
|--|--|--|
| | | |
|--|--|--|

44

| | | |
|--|--|--|
| | | |
|--|--|--|

| | | | | | | | | | | | | | | | | | | | |
|--|--|--|--|--|--|--|--|--|--|--|--|--|--|--|--|--|--|--|--|
| | | | | | | | | | | | | | | | | | | | |
|--|--|--|--|--|--|--|--|--|--|--|--|--|--|--|--|--|--|--|--|

46

1

| | | |
|--|--|--|
| | | |
|--|--|--|

2

3

4

| | | | | | | | |
|--|--|--|--|--|--|--|--|
| | | | | | | | |
| | | | | | | | |

47

1

| | | |
|--|--|--|
| | | |
|--|--|--|

48


1

| | | |
|--|--|--|
| | | |
|--|--|--|

2



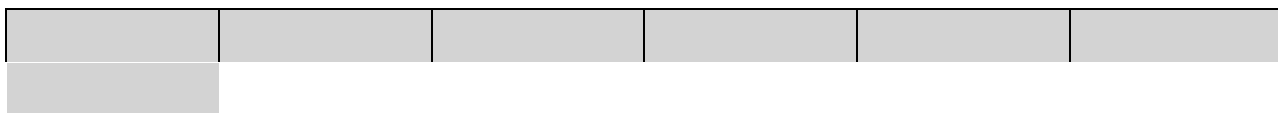
49



50



51



| | | | | | | |
|--------|--------------|--------------|--------------|--|--------------|--|
| | | | | | | |
| | 800,000.00 | | 800,000.00 | | | |
| | 420,000.00 | | | | 420,000.00 | |
| pos | 1,500,000.00 | | 1,500,000.00 | | | |
| S-POS | 1,500,000.00 | | | | 1,500,000.00 | |
| G | 2,700,000.00 | | | | 2,700,000.00 | |
| | 3,000,000.00 | | | | 3,000,000.00 | |
| | 400,000.00 | | 400,000.00 | | | |
| POS | " | 2,250,000.00 | | | 2,250,000.00 | |
| | " | | | | | |
| PCP4.0 | | 4,000,000.00 | | | 4,000,000.00 | |
| | | 7,500.00 | 7,500.00 | | | |

| | | | | | | | |
|--|--|--|--|--|--|--|--|
| | | | | | | | |
|--|--|--|--|--|--|--|--|

2014

54

1

2

| | | | | | | | | |
|--|--|--|--|--|--|--|--|--|
| | | | | | | | | |
| | | | | | | | | |

55

| | | | | |
|--|----------------|---------------|----------------|----------------|
| | | | | |
| | 641,920,393.65 | | 114,300,000.00 | 527,620,393.65 |
| | 29,224,700.01 | 17,208,349.92 | | 46,433,049.93 |
| | 671,145,093.66 | 17,208,349.92 | 114,300,000.00 | 574,053,443.58 |

56

| | | | | |
|--|--|--|--|--|
| | | | | |
|--|--|--|--|--|

57

| | | | | |
|--|--|--|--|--|
| | | | | |
| | | | | |



| | | |
|--|--------------|--------------|
| | | |
| | | 2,891.05 |
| | 2,092,158.72 | 1,080,396.19 |
| | 1,542,792.77 | 771,709.54 |
| | 3,634,951.49 | 1,854,996.78 |

63

| | | |
|--|---------------|---------------|
| | | |
| | 11,387,641.02 | 9,271,118.52 |
| | 1,888,691.46 | 1,781,986.70 |
| | 2,155,649.02 | 2,171,558.57 |
| | 3,014,305.68 | 3,975,122.00 |
| | 1,674,317.80 | 2,875,256.99 |
| | 9,866,311.19 | 9,184,472.50 |
| | 2,985,833.61 | 2,397,734.77 |
| | 749,724.35 | 906,455.73 |
| | 47,470.95 | 2,143,861.33 |
| | 33,769,945.08 | 34,707,567.11 |

64

| | | |
|--|---------------|---------------|
| | | |
| | 48,804,248.64 | 35,100,921.15 |
| | 15,436,112.56 | 9,079,580.58 |
| | 3,546,153.40 | 1,922,182.84 |
| | 479,325.54 | 375,621.06 |
| | 1,154,852.49 | 773,699.32 |
| | 3,274,617.36 | 2,149,610.12 |
| | 572,381.71 | 407,826.33 |
| | 3,447,558.75 | 2,838,213.16 |
| | 76,715,250.45 | 52,647,654.56 |

65

| | | |
|--|---------------|---------------|
| | | |
| | -4,545,193.57 | -9,459,153.47 |
| | 140,702.09 | 114,656.44 |
| | 2,244.07 | 5,160.74 |
| | 835,006.69 | |
| | -3,567,240.72 | -9,339,336.29 |

66

| | | |
|--|--------------|--------------|
| | | |
| | 4,789,917.03 | 1,840,894.44 |
| | 4,789,917.03 | 1,840,894.44 |

67

| | | |
|--|--|--|
| | | |
|--|--|--|

68

| | | |
|--|------------|------------|
| | | |
| | 642,076.06 | 220,458.95 |
| | 642,076.06 | 220,458.95 |

69

| | | | |
|--|--|--|--|
| | | | |
|--|--|--|--|

| | | | |
|--|---------------|---------------|--------------|
| | | | |
| | 3,491,300.00 | 1,000.00 | 3,491,300.00 |
| | 17,012,019.78 | 11,278,969.20 | |
| | 327,842.01 | 0.20 | 327,842.01 |
| | 20,831,161.79 | 11,279,969.40 | 3,819,142.01 |

| | | | |
|------|--------------|----------|----|
| | | | / |
| | | 1,000.00 | |
| 2012 | | | |
| POS | 800,000.00 | | |
| POS | 1,500,000.00 | | |
| 2012 | | | |
| | 400,000.00 | | |
| | 7,500.00 | | |
| 2014 | 20,600.00 | | |
| | 750,000.00 | | |
| 2014 | 4,200.00 | | |
| 2014 | 9,000.00 | | |
| | 3,491,300.00 | 1,000.00 | -- |

70

| | | | |
|--|--|--|--|
| | | | |
|--|--|--|--|

| | | | |
|--|-----------|------------|-----------|
| | 3,686.75 | | 3,686.75 |
| | 88,122.82 | 342,492.95 | 88,122.82 |
| | 91,809.57 | 342,492.95 | 91,809.57 |

71

1

| | | |
|--|--------------|--------------|
| | | |
| | 564.38 | 225,349.73 |
| | 1,035,340.99 | 2,144,655.13 |
| | 1,035,905.37 | 2,370,004.86 |

2

| | |
|---|---------------|
| | |
| | 37,020,242.39 |
| / | 9,255,060.60 |
| | -6,866,087.35 |
| | 1,754,900.05 |
| | -687,257.93 |
| | 3,543,088.70 |
| | -3,572,419.70 |
| | 1,035,340.99 |
| | -3,426,719.99 |
| | 1,035,905.37 |

73

1

| | | |
|--|--------------|--------------|
| | | |
| | 2,218,707.79 | 435,099.26 |
| | 791,300.00 | 1,000.00 |
| | 4,076,331.61 | 3,603,064.37 |
| | 7,086,339.40 | 4,039,163.63 |

2

| | | |
|--|---------------|---------------|
| | | |
| | 17,213,444.69 | 16,994,214.22 |
| | 15,505,637.92 | 20,120,829.69 |
| | 32,719,082.61 | 37,115,043.91 |

3

| | | |
|--|--------------|--------------|
| | | |
| | 6,250,000.00 | 1,930,000.00 |
| | 6,250,000.00 | 1,930,000.00 |

4

| | | |
|--|--|--|
| | | |
|--|--|--|

5

| | | |
|--|--|--|
| | | |
|--|--|--|

| | | |
|--|--------------|--------------|
| | 3,109,053.30 | 7,702,179.24 |
| | 3,109,053.30 | 7,702,179.24 |

6

| | | |
|--|---------------|--------------|
| | | |
| | 14,249,364.63 | 6,875,200.00 |
| | 14,249,364.63 | 6,875,200.00 |

74

1

| | | |
|-----|-----------------|----------------|
| | | |
| 1 | -- | -- |
| | 35,984,337.02 | 46,704,550.48 |
| | 4,789,917.03 | 1,840,894.44 |
| | 3,142,816.91 | 2,405,785.85 |
| | 616,507.93 | 626,385.92 |
| | 620,931.80 | 406,856.24 |
| “ ” | 3,686.75 | -88.63 |
| “ ” | 0.00 | |
| “ ” | 0.00 | |
| “ ” | -1,590,562.05 | -7,698,243.99 |
| “ ” | -642,076.06 | -220,458.95 |
| “ ” | 1,035,338.15 | 2,144,655.13 |
| “ ” | 0.00 | |
| “ ” | -60,449,494.26 | -41,022,039.78 |
| “ ” | -159,581,005.58 | -83,152,855.23 |
| “ ” | 156,211,560.71 | 16,186,993.41 |

| | | |
|---|-----------------|-----------------|
| | | |
| | 17,208,349.92 | 7,487,700.01 |
| | -2,649,691.73 | -54,289,865.10 |
| 2 | -- | -- |
| 3 | -- | -- |
| | 263,516,575.51 | 556,532,962.08 |
| | 496,743,338.75 | 670,754,556.20 |
| | -233,226,763.24 | -114,221,594.12 |

2

| | |
|--|----------------|
| | |
| | 226,800,000.00 |
| | -- |
| | 226,800,000.00 |
| | 20,332,640.22 |
| | -- |
| | 20,332,640.22 |
| | -- |
| | 206,467,359.78 |

3

| | |
|--|----|
| | |
| | -- |
| | -- |
| | -- |

4

| | |
|--|--|
| | |
|--|--|

| | | |
|--|----------------|----------------|
| | 263,516,575.51 | 496,743,338.75 |
| | 33,006.24 | 99,745.11 |
| | 270,497,235.15 | 496,643,593.64 |
| | 263,516,575.51 | 496,743,338.75 |

75

“ ”

76

| | | |
|--|--|--|
| | | |
|--|--|--|

77

1

| | | | |
|--|--------|-----|----------|
| | | | |
| | -- | -- | 1,117.85 |
| | 180.30 | 6.2 | 1,117.85 |

2

78

79

1

1

| | 2015 05 29 | 113,400,000. 00 | 45.00% | | | | | |
|--|---------------|--------------------|--------|--|---------------|--|--|--|
| | 2015 06 26 | 113,400,000. 00 | 45.00% | | 2015 06 16 | | | |
| | | 25,200,000.0 0 | 10.00% | | | | | |

2015 5 14

2.52

100%

2015 5 29

1.134

2015 6 26

1.134

2015 6 16

2

| | |
|----|----------------|
| | |
| -- | 252,000,000.00 |
| | 252,000,000.00 |
| | 67,724,250.96 |
| / | 184,275,749.04 |

3

| | | |
|--|---------------|---------------|
| | | |
| | | |
| | 81,073,147.08 | 81,073,147.08 |
| | 20,332,640.22 | 20,332,640.22 |
| | 20,694,834.40 | 20,694,834.40 |
| | 28,001,888.34 | 28,001,888.34 |
| | 1,586,540.47 | 1,586,540.47 |
| | 185,983.74 | 185,983.74 |
| | 13,348,896.12 | 13,348,896.12 |
| | 10,515,233.78 | 10,515,233.78 |
| | 67,724,250.96 | 67,724,250.96 |
| | 67,724,250.96 | 67,724,250.96 |

4

5

6

2

1

| | | | | | | | | |
|--|--|--|--|--|--|--|--|--|
| | | | | | | | | |
|--|--|--|--|--|--|--|--|--|

2

| | |
|--|--|
| | |
|--|--|

3

| | |
|--|--|
| | |
| | |

3

4

5

| | | | | | |
|---|------|-------|---|------|------|
| 1 | 2015 | 1 | 5 | 2015 | |
| | | 2 | | | 2015 |
| 3 | 10 | | | | |
| 2 | | 2015 | 1 | 27 | 2015 |
| | | 6,000 | | | 2015 |
| 4 | 23 | | | | |

6

1

1

| | | | | 100.00% | | |
|--|--|--|--|---------|--|--|
| | | | | 100.00% | | |
| | | | | 100.00% | | |
| | | | | 96.32% | | |
| | | | | 100.00% | | |
| | | | | 100.00% | | |
| | | | | 100.00% | | |

2

| | | 3.68% | 784,940.20 | 3,708,152.75 |
|--|--|-------|------------|--------------|

3

| | 176,938, 776.84 | 252,778, 632.18 | 429,717, 409.02 | 13,676,0 69.52 | | 13,676,0 69.52 | 155,113, 577.54 | 250,361, 045.12 | 405,474, 622.66 | 10,786,3 89.74 | | 10,786,3 89.74 |
|--|--------------------|--------------------|--------------------|-------------------|--|-------------------|--------------------|--------------------|--------------------|-------------------|--|-------------------|

| | 19,926,794.3 3 | 21,353,106.5 8 | 21,353,106.5 8 | -78,176.84 | 0.00 | 5,089,941.84 | 5,089,941.84 | -1,109,176.50 |
|--|-------------------|-------------------|-------------------|------------|------|--------------|--------------|---------------|

4

5

2

1

2

| | |
|--|--|
| | |
|--|--|

3

1

| | | | | | | |
|--|--|--|--|--------|--|--|
| | | | | | | |
| | | | | | | |
| | | | | 20.00% | | |

20%

20%

2

| | | |
|--|---|---|
| | / | / |
| | | |

3

| | | |
|--|---------------|---------------|
| | / | / |
| | 66,054,226.95 | 76,470,856.59 |
| | 3,218,499.62 | 3,407,106.02 |
| | 69,272,726.57 | 79,877,962.61 |
| | 4,266,967.41 | 16,509,694.63 |
| | 4,266,967.41 | 16,509,694.63 |
| | | |

| | | |
|--|--------------|--------------|
| | 8,474,493.40 | 4,611,083.03 |
| | 3,210,380.37 | 1,102,294.76 |
| | 3,210,380.37 | 1,102,294.76 |

4

| | | |
|----|---------------|------|
| | / | / |
| | -- | -- |
| | -- | -- |
| | -- | -- |
| | 15,000,000.00 | 0.00 |
| | -- | -- |
| -- | 0.00 | 0.00 |
| -- | 0.00 | 0.00 |
| -- | 0.00 | 0.00 |

5

6

| | | | |
|--|--|--|--|
| | | | |
|--|--|--|--|

7

8

4

| | | | | |
|--|--|--|--|---|
| | | | | / |
| | | | | |

2

3

| | |
|--|--|
| | |
| | |

4

| | |
|--|--|
| | |
| | |

5

1

/

| | | | | | |
|--|--|--|--|--|--|
| | | | | | |
|--|--|--|--|--|--|

/

| | | | |
|--|--|--|--|
| | | | |
|--|--|--|--|

| | | | | | | |
|---|---|---|---|---|---|---|
| / | / | / | / | / | / | / |
|---|---|---|---|---|---|---|

/

3

| | | | |
|--|--|--|--|
| | | | |
|--|--|--|--|

| | | | |
|--|--|------------|------------|
| | | | |
| | | 518,661.00 | 505,362.00 |

42 17.2

2008 12 30 17A

17B 17C 17D 886.6 2009 1 1 2011 12 31

80 / / 70,928.00

2009 3 27 2009

72 / / 63,835.00

2011 2011 10 14

95 / / 84,227.00 2011 10 1

2011 12 31

2012 3 31

17A 17B 17C 17D 95 / /

2012 1 1 2014 12 31

2012 17A

17C 17D 100 / / 2015 4 1 2017 12 31

17B 100 /

/ 2015 4 1 2017 12 31

4

| | | | |
|--|--|--|--|
| | | | |
|--|--|--|--|

| | | | | |
|--|--|--|--|--|
| | | | | |
|--|--|--|--|--|

5

| | | | | |
|--|--|--|--|--|
| | | | | |
| | | | | |
| | | | | |

6

| | | | |
|--|--|--|--|
| | | | |
|--|--|--|--|

7

| | | |
|--|--|--|
| | | |
|--|--|--|

8

6

1

| | | | | | |
|--|--|------------|-----------|------------|-----------|
| | | | | | |
| | | | | | |
| | | 625,870.00 | 31,293.50 | 625,870.00 | 31,293.50 |

2

| | | | |
|--|--|--|--|
| | | | |
|--|--|--|--|

7

8

1

| | |
|--|--------------------------------------|
| | 0.00 |
| | 0.00 |
| | 0.00 |
| | 7.585 2014 5 9 2017 5 9 |

2

| | |
|--|---------------|
| | Black-Scholes |
| | |
| | |
| | 46,433,049.93 |
| | 17,208,349.92 |

3

4

2014 2 20 < 2014 4 9

2014 > 2014 <

2014 4 29 > 2014 < 2014

> <

<

2014 5 9

2014 7 3

2015 1 26

2015 2 2

2015 3 27

1-3 2014

2015 4 2

15.32 15.22

2015 5 13

146

1,215,480

2015 5 14

2015 6 19

5

1

2015 6 30

2

1

2015 6 30

2

3

1



2

3

4

1

1



2



2

3

1

2

4


5



6

1

2



3

4

7

8

1

1



| | 403,211, 336.63 | 100.00% | 23,774,2 05.77 | 5.90% | 379,437,1 30.86 | 319,035 ,503.41 | 100.00% | 20,071,38 8.90 | 6.29% | 298,964,11 4.51 |
|--|--------------------|---------|-------------------|-------|--------------------|--------------------|---------|-------------------|-------|--------------------|
| | 403,211, 336.63 | 100.00% | 23,774,2 05.77 | 5.90% | 379,437,1 30.86 | 319,035 ,503.41 | 100.00% | 20,071,38 8.90 | 6.29% | 298,964,11 4.51 |

| 1 | | | |
|-----|--|----------------|---------------------|
| 1 | | 387,445,290.37 | 19,372,264.52 5.00% |
| 1 2 | | 12,079,267.94 | 2,415,853.59 20.00% |
| 2 3 | | 3,401,381.32 | 1,700,690.66 50.00% |
| 3 | | 285,397.00 | 285,397.00 100.00% |
| | | 403,211,336.63 | 23,774,205.77 5.90% |

2

3,702,816.87

0.00

3

| | | | | | |
|--|--|--|--|--|--|
| | | | | | |
|--|--|--|--|--|--|

4

| | | | | |
|--|--|----------------|-----|--------|
| | | | | |
| | | 165,769,623.06 | 1 | 41.11% |
| | | 452,626.99 | 1 2 | 0.11% |
| | | 59,527,243.55 | 1 | 14.76% |
| | | 2,439,224.00 | 1 2 | 0.60% |
| | | 1,489.00 | 2-3 | 0.00% |
| | | 14,616,944.96 | 1 | 3.63% |
| | | 12,332,623.25 | 1 | 3.06% |
| | | 9,589,060.00 | 1 | 2.38% |
| | | 6,900.00 | 1 2 | 0.00% |
| | | 264,735,734.81 | | 65.66% |

5

6

| | | | |
|--|--|------------|-------|
| | | | |
| | | 625,870.00 | 0.15% |
| | | 625,870.00 | 0.15% |

2

1

| | | | | | | | | |
|--|--|--|--|--|--|--|--|--|
| | | | | | | | | |
| | | | | | | | | |
| | | | | | | | | |

| | | | | | | | | | | |
|--|---------------|---------|--------------|-------|---------------|---------------|---------|--------------|-------|---------------|
| | 24,939,405.33 | 100.00% | 2,449,970.06 | 9.82% | 22,489,435.27 | 19,301,735.46 | 100.00% | 1,318,075.93 | 6.83% | 17,983,659.53 |
| | 24,939,405.33 | 100.00% | 2,449,970.06 | 9.82% | 22,489,435.27 | 19,301,735.46 | 100.00% | 1,318,075.93 | 6.83% | 17,983,659.53 |

| | | | | | |
|--|--|--|--|--|--|
| | | | | | |
|--|--|--|--|--|--|

4

| | | |
|--|---------------|---------------|
| | | |
| | 2,323,561.77 | 1,204,747.00 |
| | 22,259,821.96 | 17,799,493.75 |
| | 356,021.60 | 297,494.71 |
| | 24,939,405.33 | 19,301,735.46 |

5

| | | | | | |
|--|----|---------------|-----|--------|--------------|
| | | | | | |
| | | 13,676,069.52 | 2-3 | 54.84% | |
| | | 2,404,000.00 | 3 | 9.64% | |
| | | 1,538,844.94 | 3 | 6.17% | |
| | | 1,159,920.00 | 3 | 4.65% | 1,159,920.00 |
| | | 1,100,000.00 | 1 | 4.41% | |
| | -- | 19,878,834.46 | -- | 79.71% | 1,159,920.00 |

6

| | | | | |
|--|--|--|--|--|
| | | | | |
|--|--|--|--|--|

7

8

3

| | | | | | | |
|--|----------------|--|----------------|----------------|--|----------------|
| | | | | | | |
| | 771,060,000.00 | | 771,060,000.00 | 519,060,000.00 | | 519,060,000.00 |
| | 40,168,677.36 | | 40,168,677.36 | 24,526,601.30 | | 24,526,601.30 |
| | 811,228,677.36 | | 811,228,677.36 | 543,586,601.30 | | 543,586,601.30 |

1

| | | | | | | |
|--|----------------|----------------|--|----------------|--|--|
| | | | | | | |
| | 110,000,000.00 | | | 110,000,000.00 | | |
| | 13,000,000.00 | | | 13,000,000.00 | | |
| | 3,000,000.00 | | | 3,000,000.00 | | |
| | 393,060,000.00 | | | 393,060,000.00 | | |
| | | 252,000,000.00 | | 252,000,000.00 | | |
| | 519,060,000.00 | 252,000,000.00 | | 771,060,000.00 | | |

2

| | | | | | | | | | | |
|--|-----------|-----------|-----------|--|--|--|--|--|-----------|--|
| | | | | | | | | | | |
| | | | | | | | | | | |
| | | | | | | | | | | |
| | | | | | | | | | | |
| | 24,526,60 | | 642,076.0 | | | | | | 25,168,67 | |
| | 1.30 | | 6 | | | | | | 7.36 | |
| | | 15,000,00 | | | | | | | 15,000,00 | |
| | | 0.00 | | | | | | | 0.00 | |
| | 24,526,60 | 15,000,00 | 642,076.0 | | | | | | 40,168,67 | |
| | 1.30 | 0.00 | 6 | | | | | | 7.36 | |



24,526,60

1.30

1 —

2

| | | | |
|--|-------|------|------|
| | | | |
| | | / | / |
| | 3.07% | 0.15 | 0.15 |
| | | | |

2014

